

# Student Directions for Navigating Big Ideas

## Log In

### Option 1:

1. Log into your Granite District Portal
2. First time – Click “Learning Resources” at the bottom of the page
3. Find the Big Ideas icon

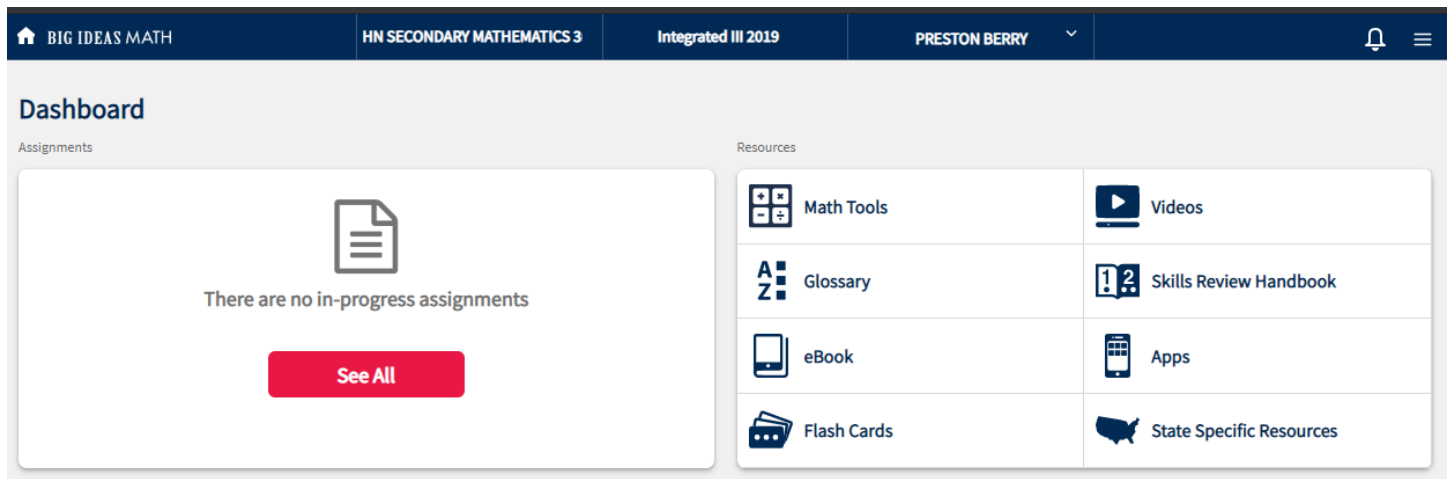




4. Log in with Active Directory
5. Log in using your granite school district e-mail and password

### Option 2:

1. Go to clever.com
2. Click “log in as a student”
3. Select your school
4. Log in with Active Directory
5. Sign in with your Granite School District e-mail and password


## Home Screen



**BIG IDEAS MATH**    **HN SECONDARY MATHEMATICS 3**    **Integrated III 2019**    **PRESTON BERRY**     

### Dashboard









**Assignments**



There are no in-progress assignments









[See All](#)

**Resources**


 Math Tools	 Videos
 Glossary	 Skills Review Handbook
 eBook	 Apps
 Flash Cards	 State Specific Resources

From here you can view your assignments your teacher has assigned in the left “assignments” tab. You can also use the “resources” tab to use tools and view your on-line textbook.

# Resources Tab


Resources	
 <b>Math Tools</b>	 <b>Videos</b>
 <b>Glossary</b>	 <b>Skills Review Handbook</b>
 <b>eBook</b>	 <b>Apps</b>
 <b>Flash Cards</b>	 <b>State Specific Resources</b>

From this tab click on “eBook”




Select your book


- 9<sup>th</sup> Grade – Mathematics I
- 10<sup>th</sup> Grade – Mathematics II
- 11<sup>th</sup> Grade – Mathematics III



**Big Ideas Math  
Integrated I**  
by Ron Larson, Laurie  
Boswell




**Big Ideas Math  
Integrated II**  
by Ron Larson, Laurie  
Boswell



**Big Ideas Math  
Integrated III**  
by Ron Larson, Laurie  
Boswell


On the left hand side of the screen use the navigation bar to navigate. Click "Contents" to view specific chapters within your book.

CONTENTS	
Cover	
Chapter 1: Functions and Exponents	+
Chapter 2: Polynomial Equations and Factoring	+
Chapter 3: Graphing Quadratic Functions	+
Chapter 4: Solving Quadratic Equations	+
Chapter 5: Probability	+
Chapter 6: Relationships Within Triangles	+
Chapter 7: Quadrilaterals and Other Polygons	+
Chapter 8: Similarity	+
Chapter 9: Right Triangles and Trigonometry	+

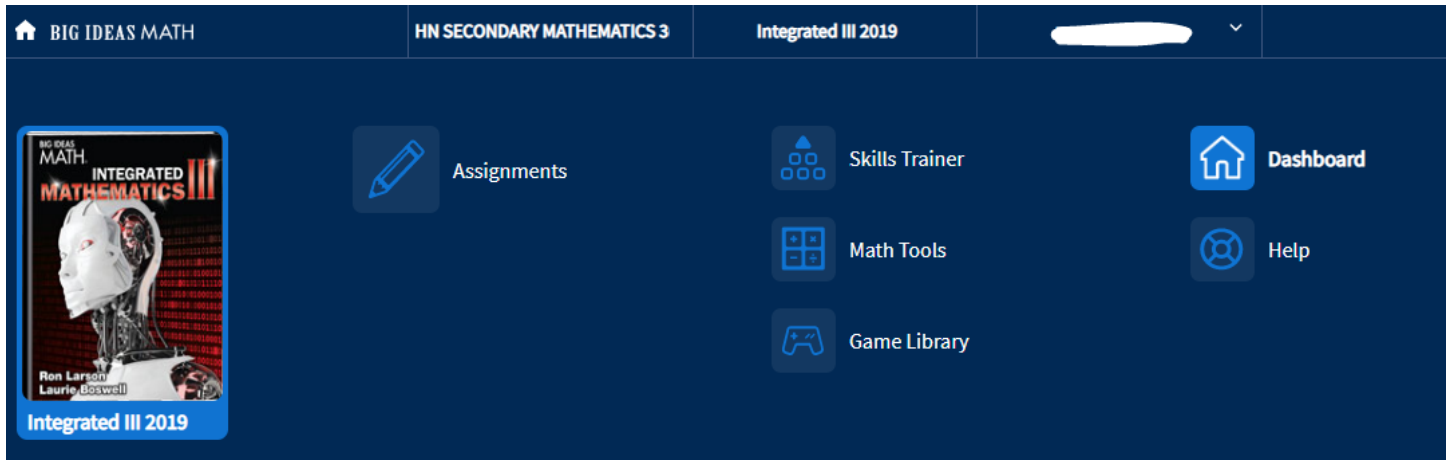


# Finding Help

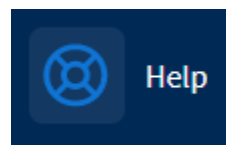
From the home screen click the three horizontal bars in the upper right corner.



You can now select from the options below.



This also gives you the option to click the “help” button.



Or to view assignments from your teacher.

