

OverDrive: Granite School District's Digital Library

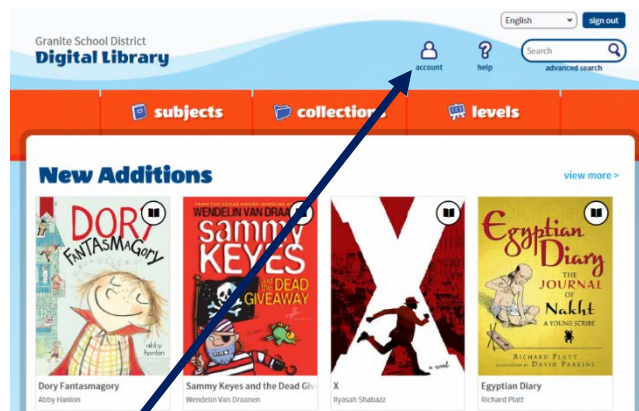
Granite's OverDrive Digital Library provides students and teachers with access to a large collection of popular ebooks and audiobooks for independent, recreational, or teacher-assigned reading. These books can be read or listened to on a computer web browser or downloaded to mobile devices via the OverDrive app.

(<http://app.overdrive.com/>)

Access and Checkout Instructions

To access Granite's OverDrive library:

1. Using a web browser, go to <http://granite.lib.overdrive.com>. (If you are on a mobile device, first follow these steps to download the app:
 - a. Download the OverDrive app from your mobile device's app store or via the platform download links at the bottom of <http://app.overdrive.com>.
 - b. Create an OverDrive account (different from your school account) or tap the option that states "I am under 13 years old."
 - c. Choose "Add a library" from the menu and search for "Granite School District" or your school name. You can tap on the name of any school in Granite School District to get to Granite's page.
 - d. Visit Granite's library page in the app, then follow the instructions below.)
2. Enter your district username and password (a.k.a. "AD Credentials.")
3. Browse or search for available ebooks and audiobooks. There are collections, subjects, and many ways to filter your search.
4. Click or tap on a book title or cover image for more information about that book or to **borrow** the book.



Granite School District
Digital Library

Please sign in

Name
9876543

Password

Sign In

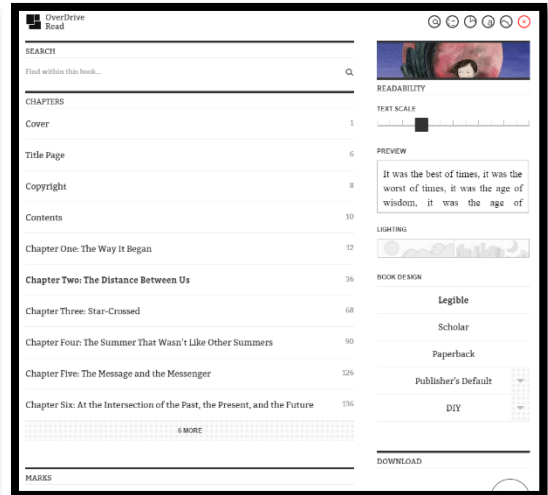
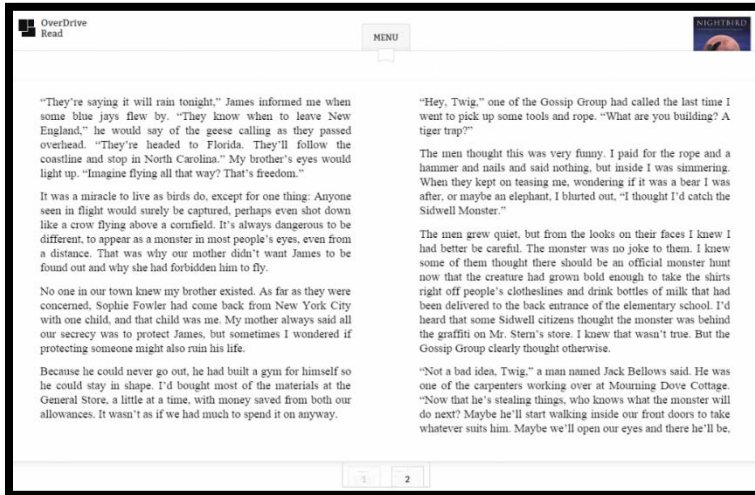
Remember my login information on this device.

5. Click on the **Account** button to see books you have borrowed.
6. Read or listen to a borrowed book right in your browser, download the book to your computer/device, or send to a Kindle via Amazon. Books are returned automatically on the due date.



Reading OverDrive eBooks

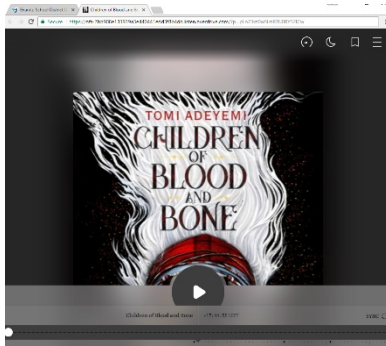
OverDrive eBooks can be read right from a web browser using the feature-rich interface of OverDrive Read. On your Account page click on the **Read (in your browser)** button to instantly open a book with OverDrive Read.



Click on the right of the screen to move a page forward, click on the left to move back a page, and click in the center of the screen to access a menu of other options. Click on a word to see its definition, highlight, or make a note.

Options include chapter navigation, text search, font size and style changes, and even the ability to bookmark and download the entire book right into your browser's cache for offline reading.

Listening to OverDrive Audiobooks



OverDrive audiobooks can be listened to from within a web browser using OverDrive Listen. On your Account page click **Listen (in your browser)** to open an audiobook with OverDrive Listen. This convenient interface provides features including multi-speed listening and easy forward and backward skips.

OverDrive audiobooks can also be downloaded to the OverDrive app on mobile devices for offline listening, or even downloaded to a computer for transfer to an older-generation MP3 player using the [Windows Desktop](#) or [Mac](#) version of the OverDrive software. (<https://app.overdrive.com/>)

Questions?

For more information, including how-to articles and video tutorials, visit <http://help.overdrive.com>.

If you have any questions about Granite's OverDrive, please contact a school library staff member or technology specialist at your school. You can also contact media specialists at the district level in the Educational Technology department: Nikki Gregerson, Elementary (ngregerson@graniteschools.org); Cindy Moyle, Secondary (cmoyle@graniteschools.org); or Josh Whiting (jwhiting@graniteschools.org.) Phone: 385-646-4110.