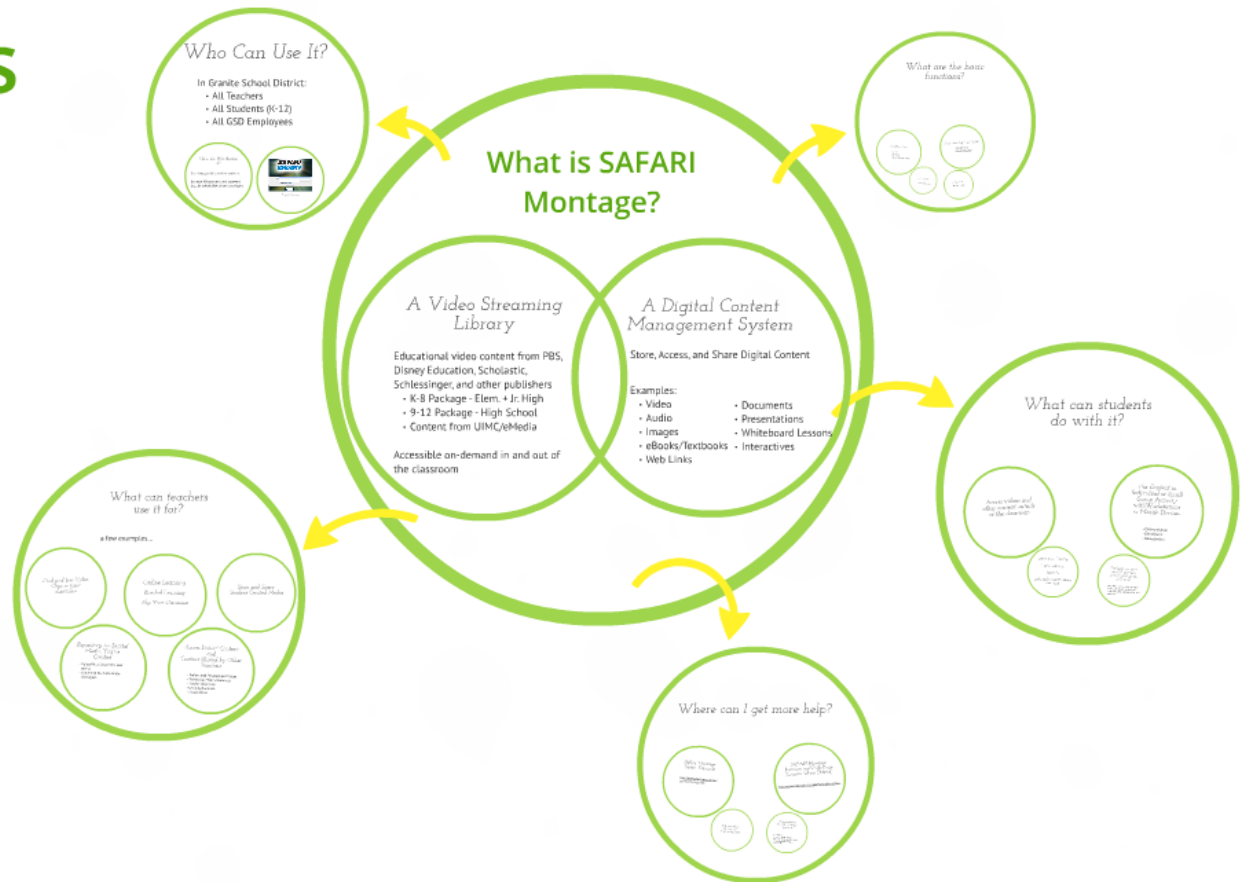
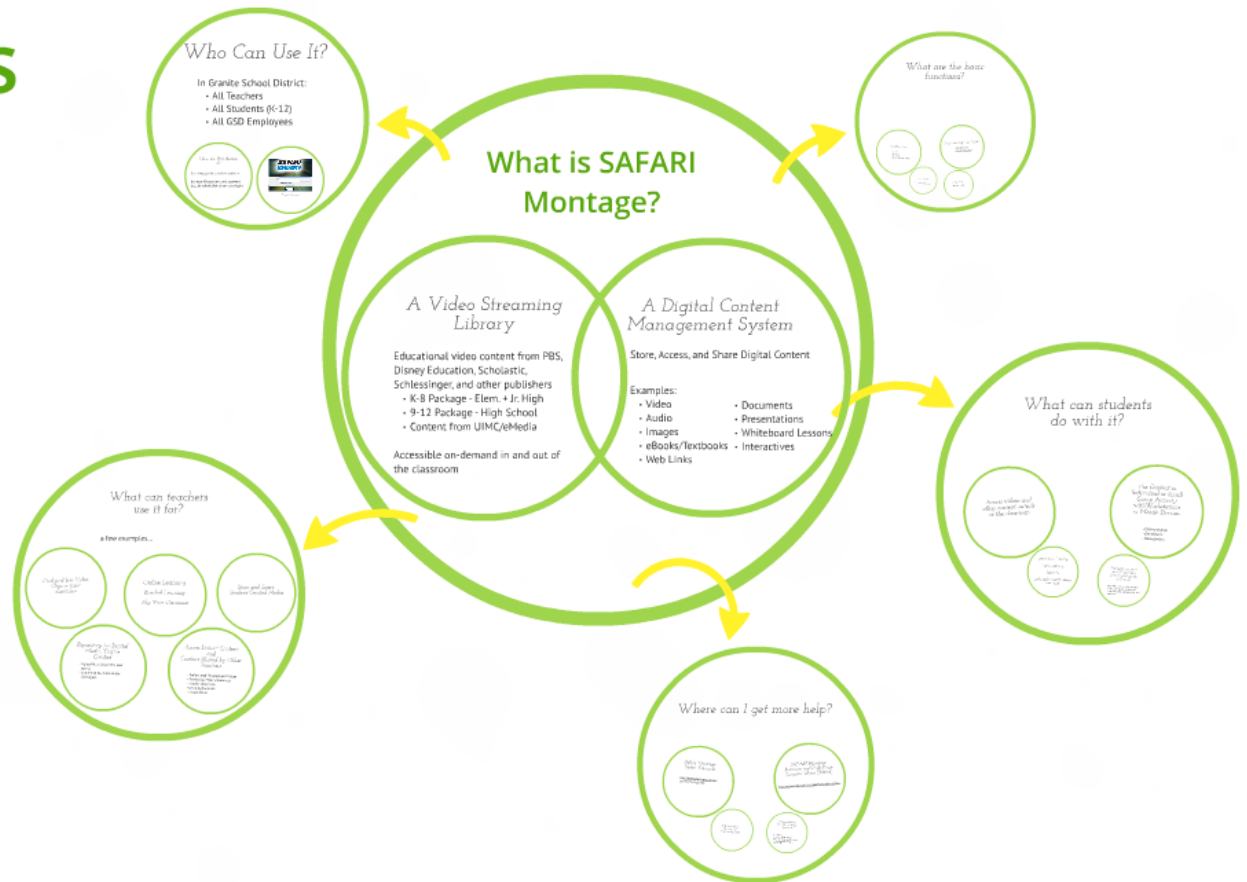


SAFARI Montage in Two Minutes



SAFARI Montage in Two Minutes



Sanite School District:
All Teachers
All Students (K-12)
All GSD Employees

Use Access
...schools.org
... and password
... (computer login)



What is SAFARI Montage?

A Video Streaming Library

Educational video content from PBS, Disney Education, Scholastic, Schlessinger, and other publishers

- K-8 Package - Elem. + Jr. High
- 9-12 Package - High School
- Content from UIMC/eMedia

Accessible on-demand in and out of the classroom

A Digital Content Management System

Store, Access, and Share Digital Content

Examples:

- Video
- Audio
- Images
- eBooks/Textbooks
- Web Links
- Documents
- Presentations
- Whiteboard Lessons
- Interactives

What are the basic functions?



Store and Share Student-Created Media



A Video Streaming Library

Educational video content from PBS, Disney Education, Scholastic, Schlessinger, and other publishers

- K-8 Package - Elem. + Jr. High
- 9-12 Package - High School
- Content from UIMC/eMedia

Accessible on-demand in and out of the classroom

A Digital Resource Management System

Store, Access, and Manage

Examples:

- Video
- Audio
- Images
- eBooks, eAudiobooks
- Web Links



A Digital Content Management System

Store, Access, and Share Digital Content

Examples:

- Video
- Audio
- Images
- eBooks/Textbooks
- Web Links
- Documents
- Presentations
- Whiteboard Lessons
- Interactives

ming

from PBS,

ic,

publishers

High

school

media

and out of

Who Can Use It?

In Granite School District:

- All Teachers
- All Students (K-12)
- All GSD Employees

*How Do We Access
It?*

Go to <http://safari.graniteschools.org>

Use your AD username and password
(regular school/district computer login)




Login Screen

How Do We Access It?

Go to <http://safari.graniteschools.org>

Use your AD username and password
(regular school/district computer login)



Login Screen

What can teachers use it for?

a few examples...

Find and Use Video
Clips in your
classroom

Online Learning
Blended Learning
Flip Your Classroom


Store and Share
Student-Created Media

Repository for Digital
Media You've
Created

- Upload Your Content for later access
- Share with Students and/or Colleagues

Access District Content
and
Content Shared by Other
Teachers

- Professional Development Videos
- Technology Help Screencasts
- Teacher Resources
- Learning Materials
- Lesson Plans




*Find and Use Video
Clips in your
classroom*

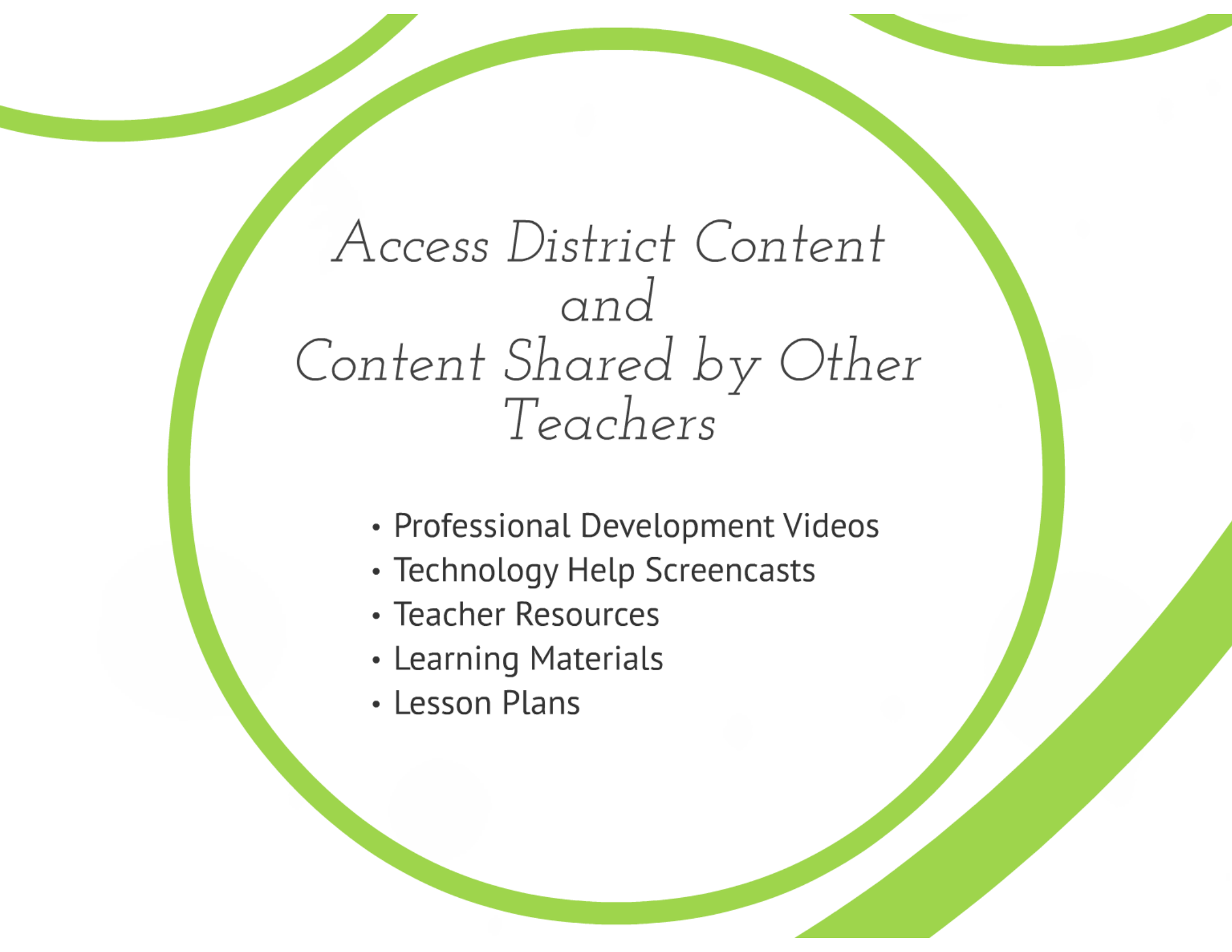


*Repository for Digital
Media You've
Created*

- Upload Your Content for later access
- Share with Students and/or Colleagues



Online Learning
Blended Learning
Flip Your Classroom

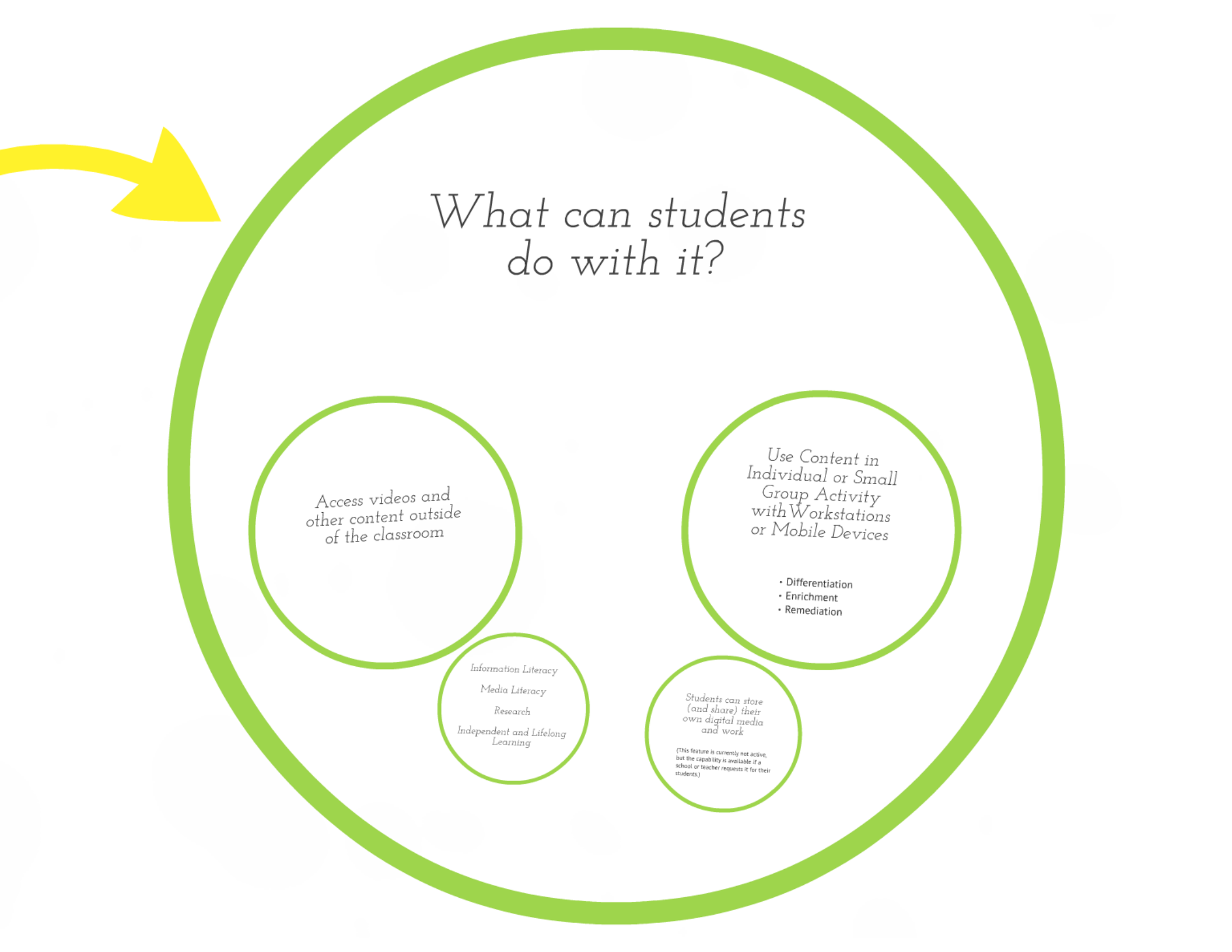


*Access District Content
and
Content Shared by Other
Teachers*

- Professional Development Videos
- Technology Help Screencasts
- Teacher Resources
- Learning Materials
- Lesson Plans



*Store and Share
Student-Created Media*



What can students do with it?

Access videos and other content outside of the classroom


Use Content in Individual or Small Group Activity with Workstations or Mobile Devices

- Differentiation
- Enrichment
- Remediation


Information Literacy
Media Literacy
Research
Independent and Lifelong Learning

Students can store (and share) their own digital media and work

(This feature is currently not active, but the capability is available if a school or teacher requests it for their students.)



*Access videos and
other content outside
of the classroom*



*Use Content in
Individual or Small
Group Activity
with Workstations
or Mobile Devices*

- Differentiation
- Enrichment
- Remediation

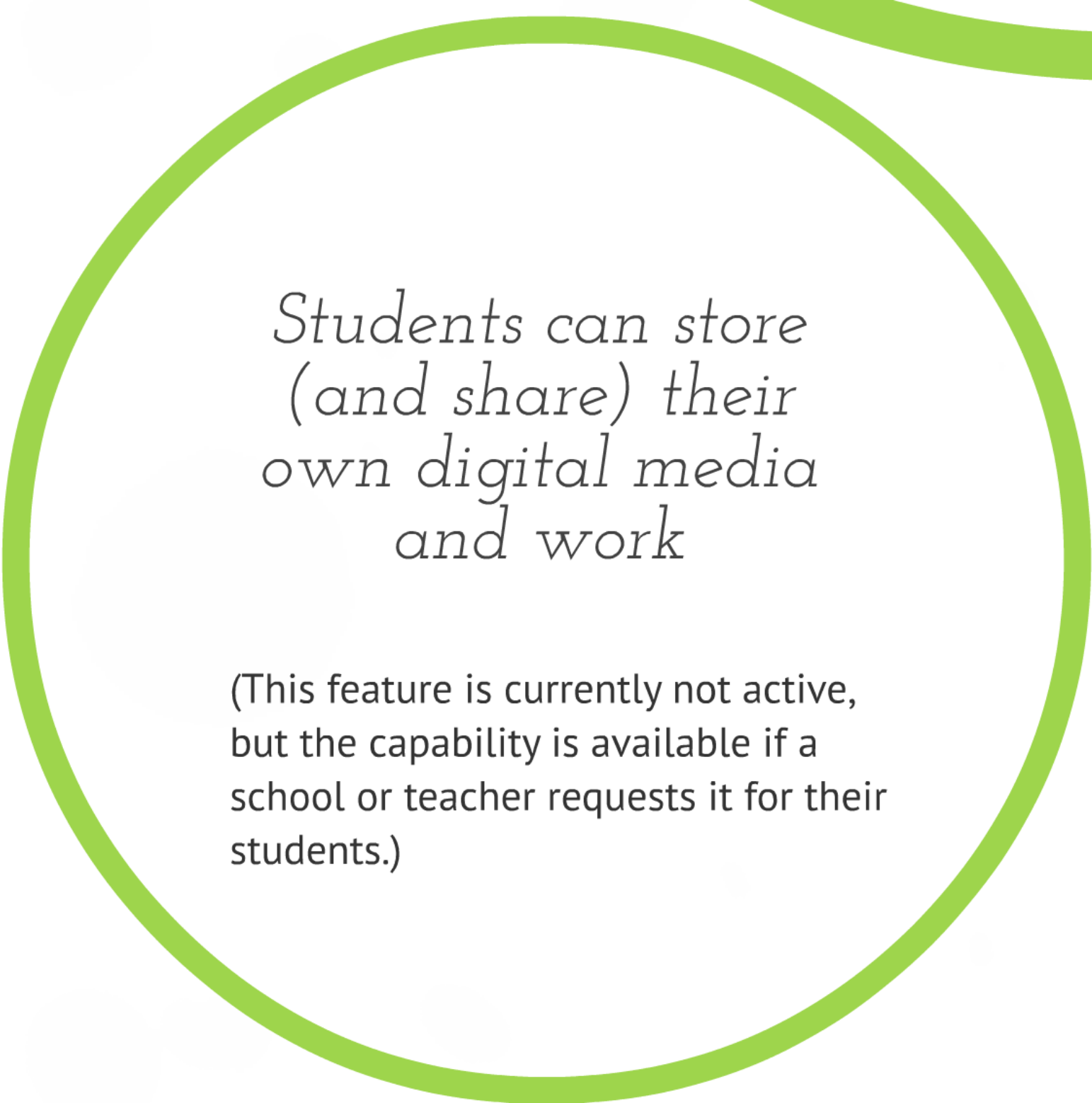


Information Literacy

Media Literacy

Research

*Independent and Lifelong
Learning*



*Students can store
(and share) their
own digital media
and work*

(This feature is currently not active,
but the capability is available if a
school or teacher requests it for their
students.)

What are the basic functions?

Find Content

- Search
- Subjects
- Standards
- School and District Playlists

Share and Organize Content

- Perma-links
- Create Playlists

Play Content

SAFARI Montage Media Player

Upload Content

Creation Station



Find Content

- Search
- Subjects
- Standards
- School and District Playlists



Play Content

SAFARI Montage Media Player



Share and Organize Content

- Perma-links
- Create Playlists



Upload Content

Creation Station

Where can I get more help?

Safari Montage
Video Tutorials

<http://www.safarimontage.com/tutorial/V5/index.htm>

SAFARI Montage
Resource and Help Page
(Granite School District)

<http://www.graniteschools.org/edtech/safarimontage>

Ask your school
library and
technology staff

Contact District
SAFARI Montage
Specialist

Josh Whiting
Digital Resources Librarian
Educational Technology Department
jwhiting@graniteschools.org
385-646-4110




*SAFARI Montage
Resource and Help Page
(Granite School District)*

<http://www.graniteschools.org/edtech/safarimontage>



*Safari Montage
Video Tutorials*

[http://www.safarimontage.com/
tutorial/V5/index.htm](http://www.safarimontage.com/tutorial/V5/index.htm)



*Ask your school
library and
technology staff*



*Contact District
SAFARI Montage
Specialist*

Josh Whiting
Digital Resources Librarian
Educational Technology Department
jwhiting@graniteschools.org
385-646-4110

SAFARI Montage in Two Minutes

