



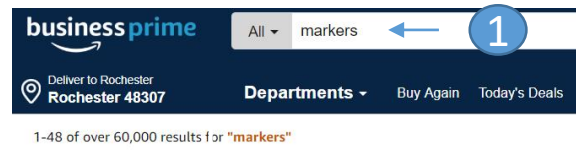
Shopping with Amazon Business Prime

Business Prime helps ensure the **quality** of the vendor interaction regarding merchandise, customer service, ease of returns.

Fast, FREE business delivery

- FREE Two-Day Shipping
- FREE One-Day

Quick Tips



1. Use a Broad Search

- Search for an item
- Instead of searching for Brand Name Markers 8 pack try searching dry erase markers.

2. Filter by Business Prime

- Scroll down to identify savings
- Select "Prime" in the upper left hand corner of the search results

Preferred by your company

Best Seller



- Amazon Prime prime
- Delivery Day Get It by Tomorrow
- Pantry prime pantry
- Prime Wardrobe prime wardrobe
- Seller Type Business Seller
- Department

Suited for work
Business Prime is designed for your business with business relevant benefits

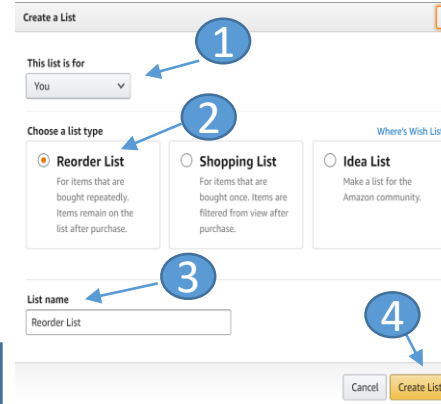
Best of Amazon for business
Elevate procurement leveraging proven Amazon cloud computing and fulfillment technologies

Empower your business
Modernize and simplify business purchasing to focus on your customers

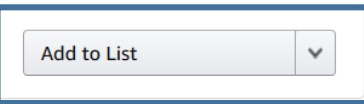
Reorder Shopping Lists

You can create your own Reorder Lists for items you regularly purchase. To begin, hover over **Lists** in upper right corner of your screen and select **List > Create a List**

1. Select This list is for **you** from the dropdown menu
2. Choose list type: **Reorder List**
3. Name the list
4. Select **Create List**

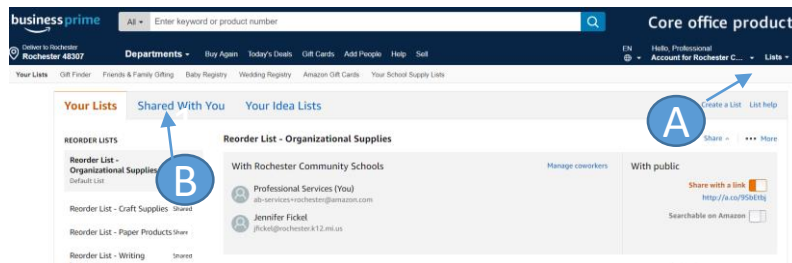


Search and add items you buy most often to save time



How to Find Lists shared with you

- Lists can be shared with you. To view them,
1. Click on "Lists" on the top right hand corner of the Amazon Business screen
 2. From Lists page select "Shared with You"



How to get Quantity Discounts

If you are buying multiple quantities of a product, you may be eligible for Quantity Discounts

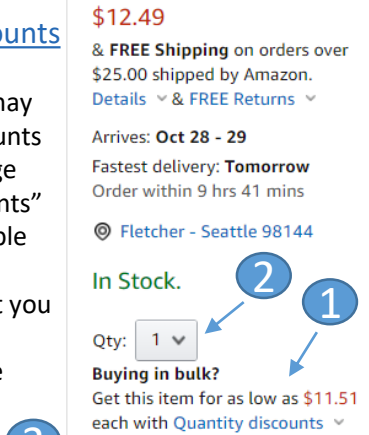
1. On the product detail page click on "Quantity Discounts" (if available) to view eligible quantity discounts
2. Enter in the Quantity that you need
3. The new unit price will be reflected



Setting Up Recurring Deliveries

If you are buying the same products over and over again, you can set up those items to be on a recurring delivery schedule

1. On the product detail page click on "Recurring Delivery" (if available)
2. Enter in the quantity you will need
3. Select how often you would like the item to be delivered



Business Customer Support

Dedicated U.S. based [Business Customer Support](#) can easily be reached through Contact Us. Then choose email, phone, or chat to work directly with the Amazon Business Customer Support team.

Not sure what you're looking for? Learn more about the features and benefits on Amazon Business [HERE](#).

Get to Know Us
Careers
Press Releases
Amazon and Our Planet
Amazon in the Community
Company Facts

Let Us Help You
Help
Shipping Rates & Policies
Business FAQ
Contact Us

Work with Amazon
Sell on Amazon Business
Fulfillment By Amazon
Advertise on Amazon
Sell Services on Amazon
Amazon Global Selling

Business Solutions
Amazon Business Solutions
Purchasing Systems
Amazon Credit Line
Amazon Business Blog

Contact Us

1 What can we help you with?

An order I placed Fire and Kindle Digital Services Prime or Something else

2 Tell us more about your issue

Select an issue < Please make a selection >

3 How would you like to contact us?

E-mail Phone Chat



Please log into your account and use [“Contact Us”](#) to reach the Amazon Business Customer Service team. If you can't log in, call (866) 486-2360