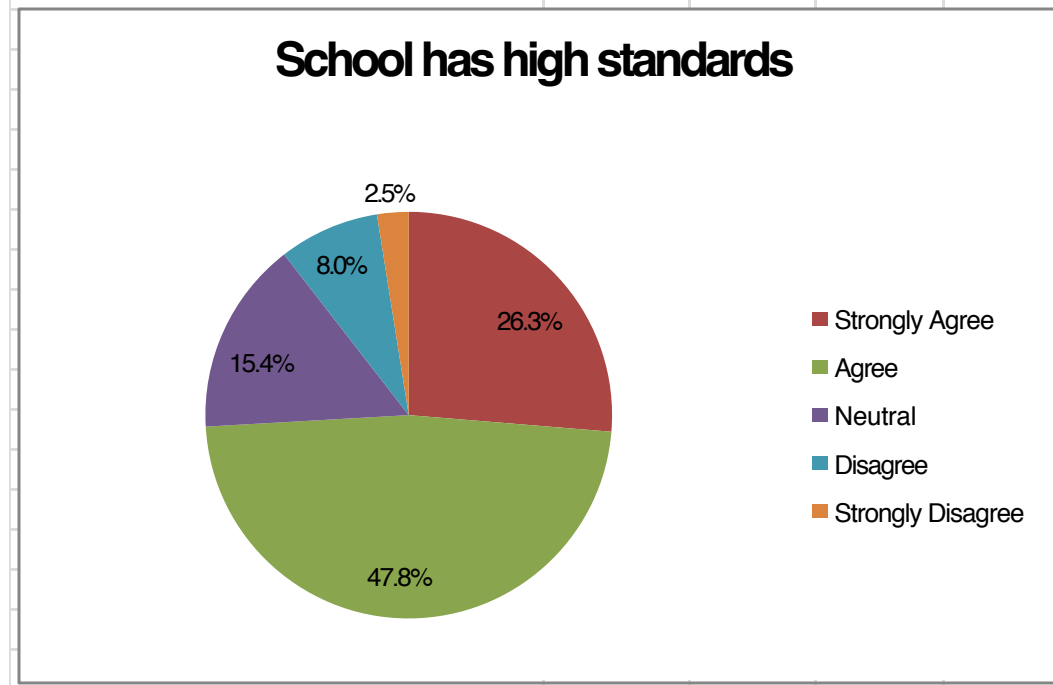


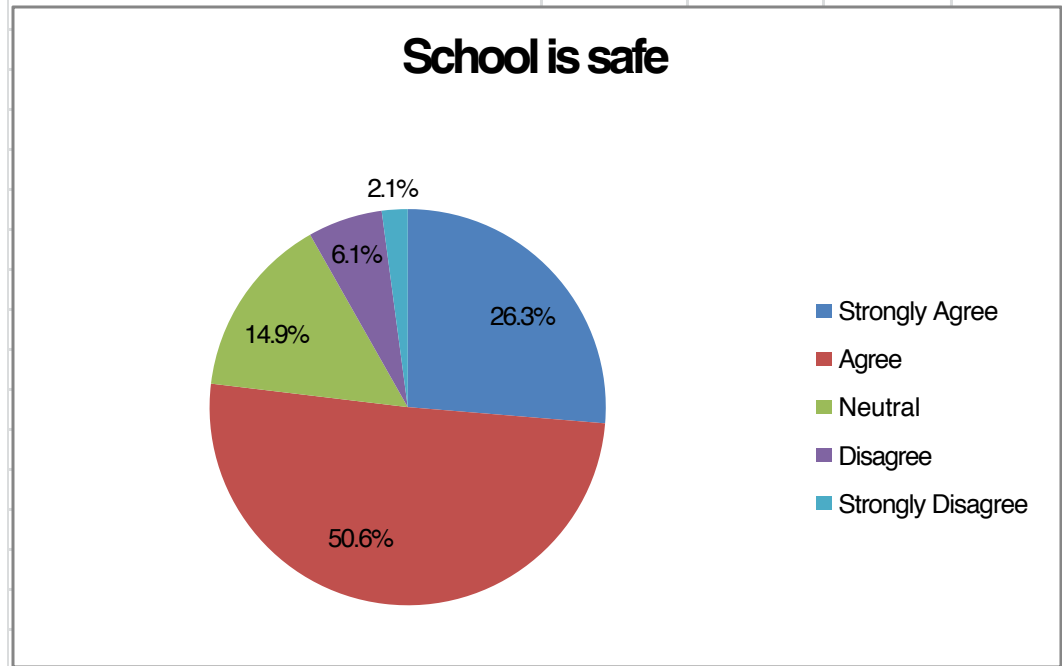
Community School Satisfaction Survey 2013

What grade is your child in at that school? Please check all that apply.		
Kindergarten	9.1%	469
1st Grade	10.9%	564
2nd Grade	11.8%	609
3rd Grade	12.2%	631
4th Grade	11.9%	614
5th Grade	11.5%	597
6th Grade	12.4%	640
7th Grade	10.2%	528
8th Grade	11.3%	583
9th Grade	12.3%	639
10th Grade	8.4%	433
11th Grade	10.4%	540
12th Grade	9.7%	500
Number of Responses		5178

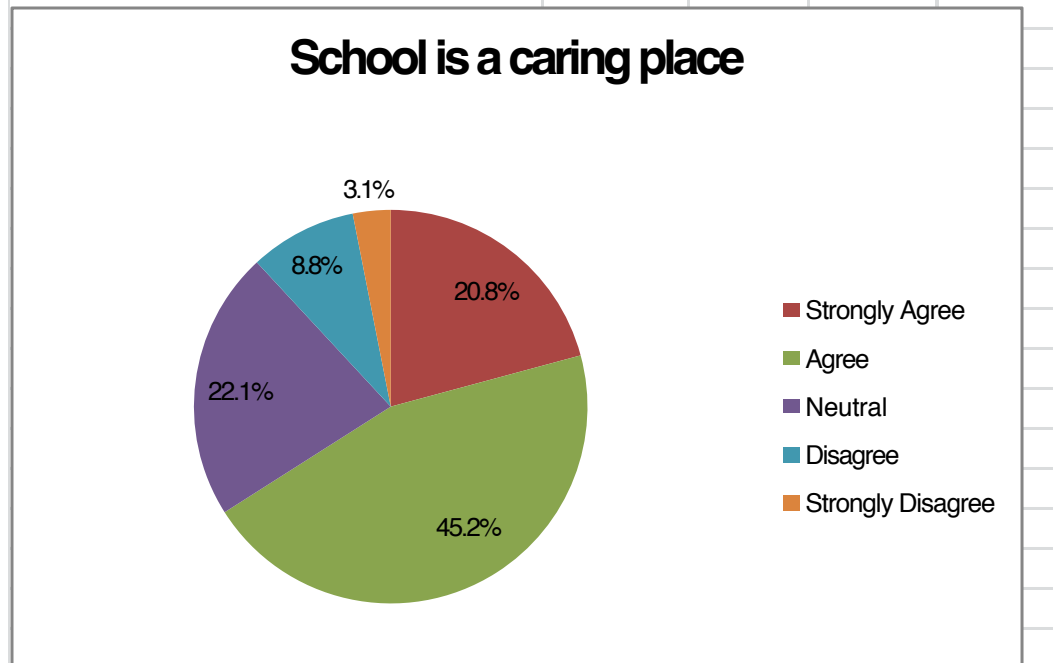
The school has high standards for my student's academic achievement.				
Strongly Agree	26.3%	1322		
Agree	47.8%	2404		
Neutral	15.4%	772		
Disagree	8.0%	403		
Strongly Disagree	2.5%	127		
	100.0%	5028		



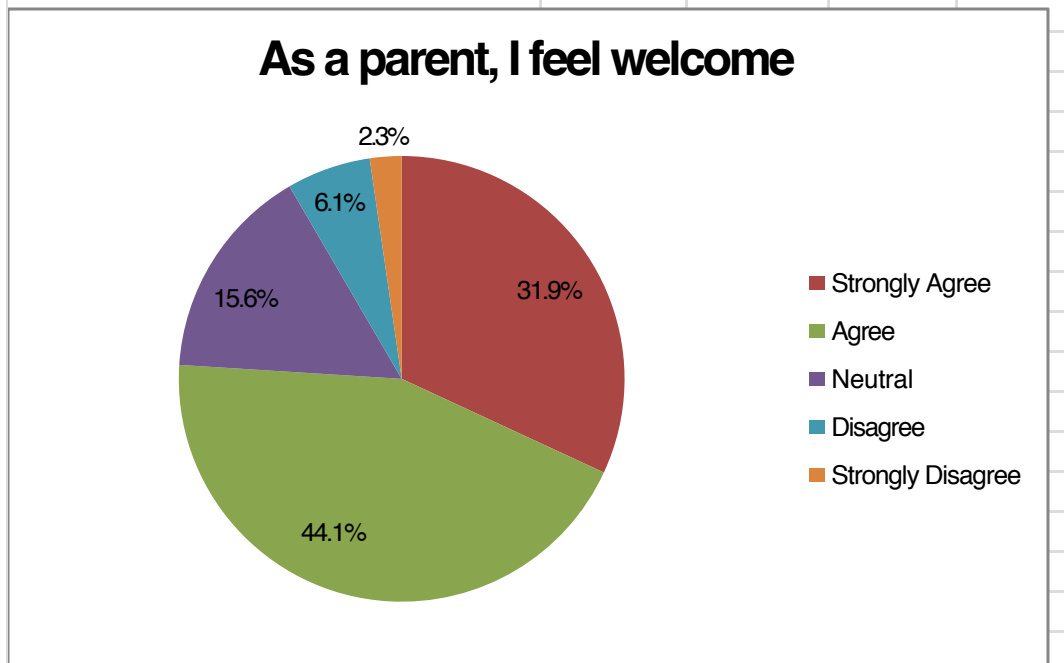
The school is safe.				
Strongly Agree	26.3%	1320		
Agree	50.6%	2546		
Neutral	14.9%	748		
Disagree	6.1%	304		
Strongly Disagree	2.1%	110		
	100.0%	5028		



The school is a caring and nurturing place.				
Strongly Agree	20.8%	1045		
Agree	45.2%	2267		
Neutral	22.1%	1107		
Disagree	8.8%	448		
Strongly Disagree	3.1%	152		
	100.0%	5019		

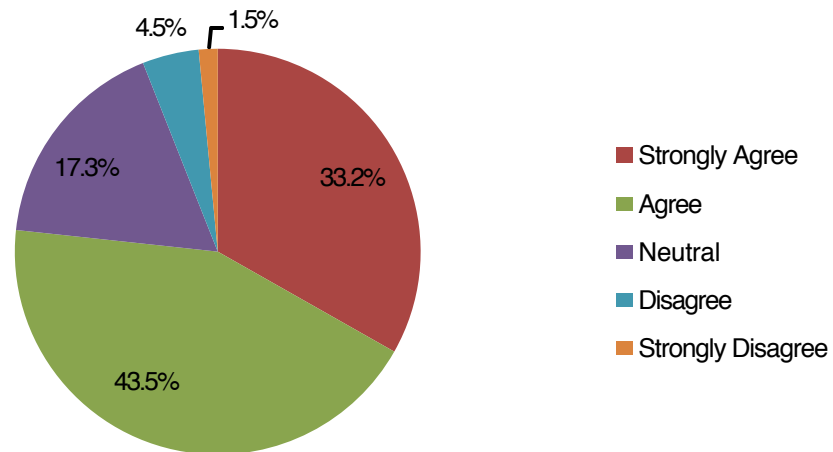


As a parent/guardian, I feel welcome at the school.				
Strongly Agree	31.9%	1601		
Agree	44.1%	2211		
Neutral	15.6%	781		
Disagree	6.1%	306		
Strongly Disagree	2.3%	113		
	100.0%	5012		



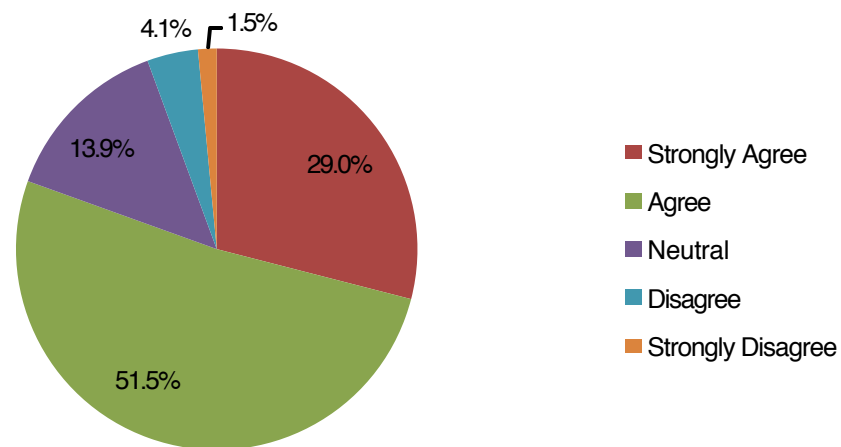
I have opportunities for involvement at the school.				
Strongly Agree	33.2%	1657		
Agree	43.5%	2173		
Neutral	17.3%	869		
Disagree	4.5%	226		
Strongly Disagree	1.5%	72		
	100.0%	4997		

I have opportunities for involvement



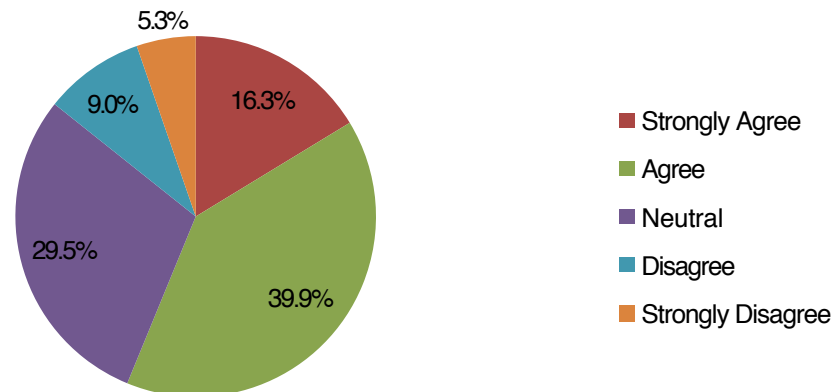
The school looks and feels like a place where learning occurs.				
Strongly Agree	29.0%	1447		
Agree	51.5%	2566		
Neutral	13.9%	696		
Disagree	4.1%	207		
Strongly Disagree	1.5%	75		
	100.0%	4991		

A place where learning occurs

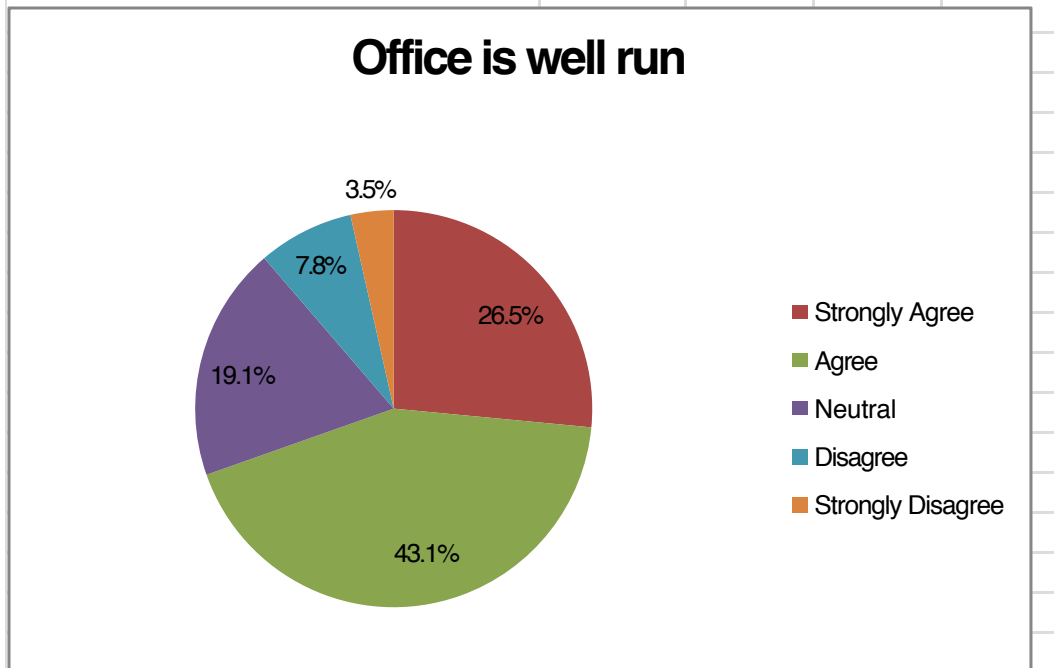


The school deals with student discipline matters fairly.				
Strongly Agree	16.3%	812		
Agree	39.9%	1991		
Neutral	29.5%	1477		
Disagree	9.0%	451		
Strongly Disagree	5.3%	264		
	100.0%	4995		

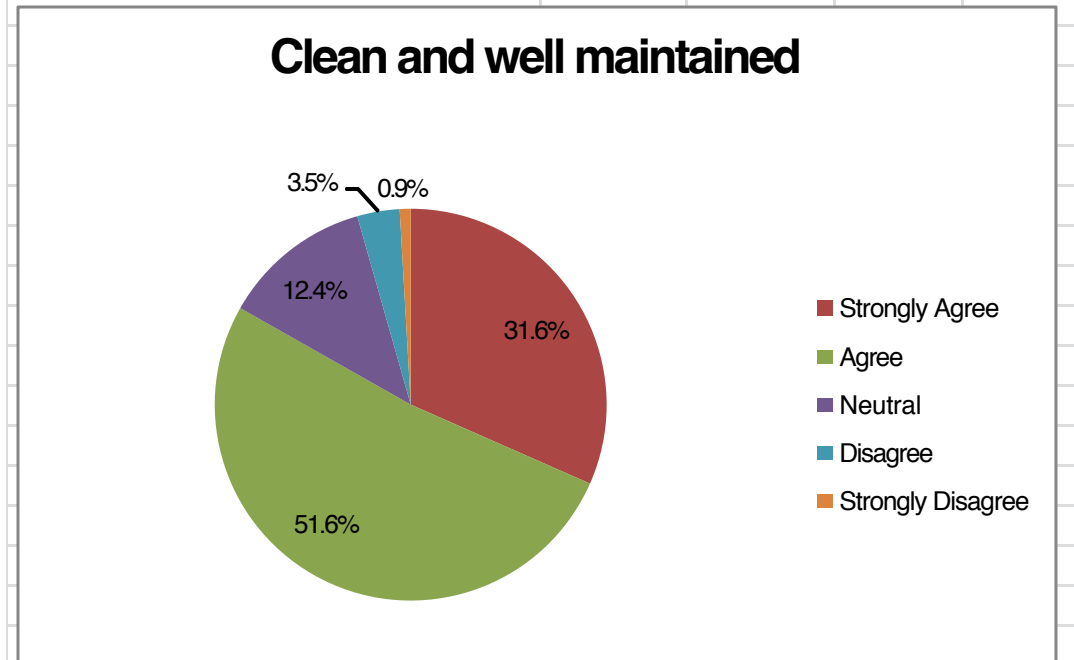
School deals with student discipline matters fairly



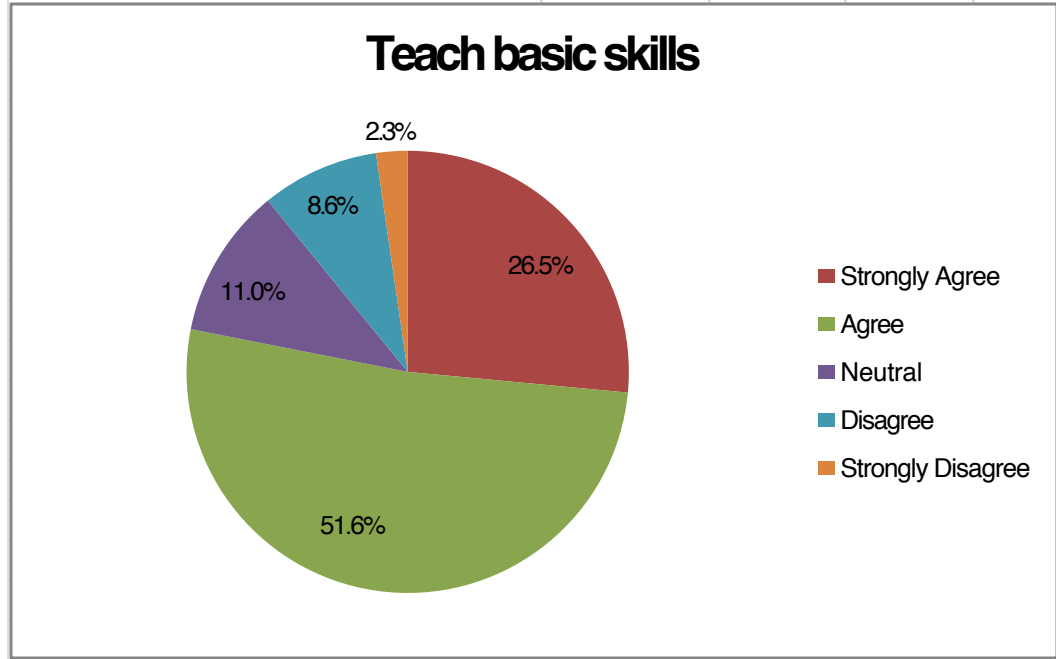
The school office is well run.				
Strongly Agree	26.5%	1331		
Agree	43.1%	2163		
Neutral	19.1%	956		
Disagree	7.8%	391		
Strongly Disagree	3.5%	176		
	100.0%	5017		



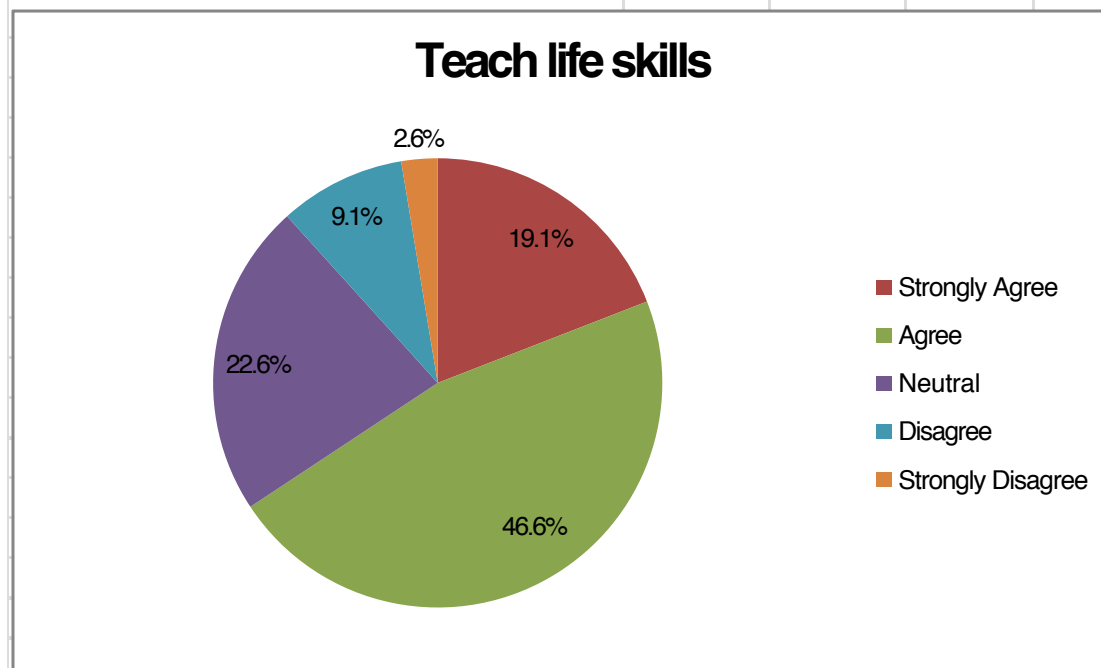
The school facilities are clean and well maintained.				
Strongly Agree	31.6%	1586		
Agree	51.6%	2592		
Neutral	12.4%	616		
Disagree	3.5%	178		
Strongly Disagree	0.9%	47		
	100.0%	5019		



The school is effective at teaching basic skills (language arts, math).				
Strongly Agree	26.5%	1311		
Agree	51.6%	2555		
Neutral	11.0%	552		
Disagree	8.6%	424		
Strongly Disagree	2.3%	112		
	100.0%	4954		

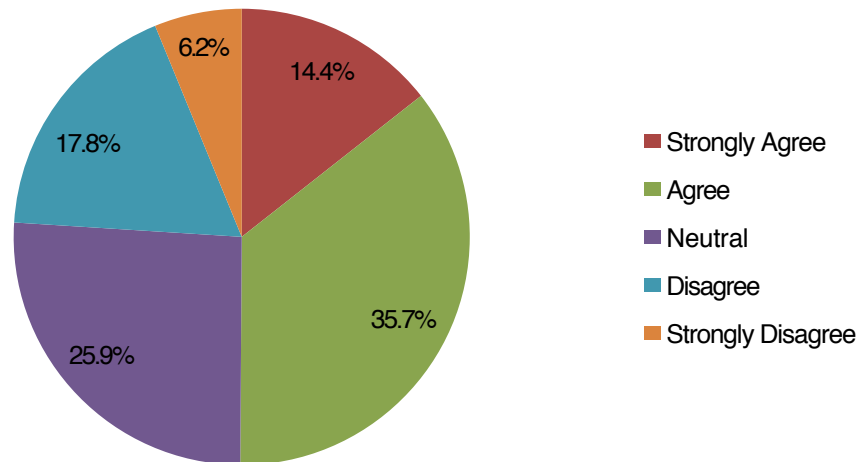


The school is effective at teaching my student life skills (responsibility, character-building).				
Strongly Agree	19.1%	944		
Agree	46.6%	2305		
Neutral	22.6%	1118		
Disagree	9.1%	451		
Strongly Disagree	2.6%	128		
	100.0%	4946		



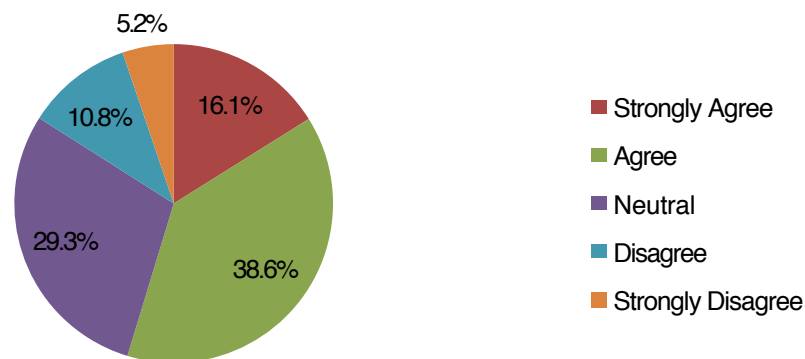
School provides individualized instruction for my student.				
Strongly Agree	14.4%	712		
Agree	35.7%	1768		
Neutral	25.9%	1278		
Disagree	17.8%	881		
Strongly Disagree	6.2%	307		
	100.0%	4946		

Provides individualized instruction

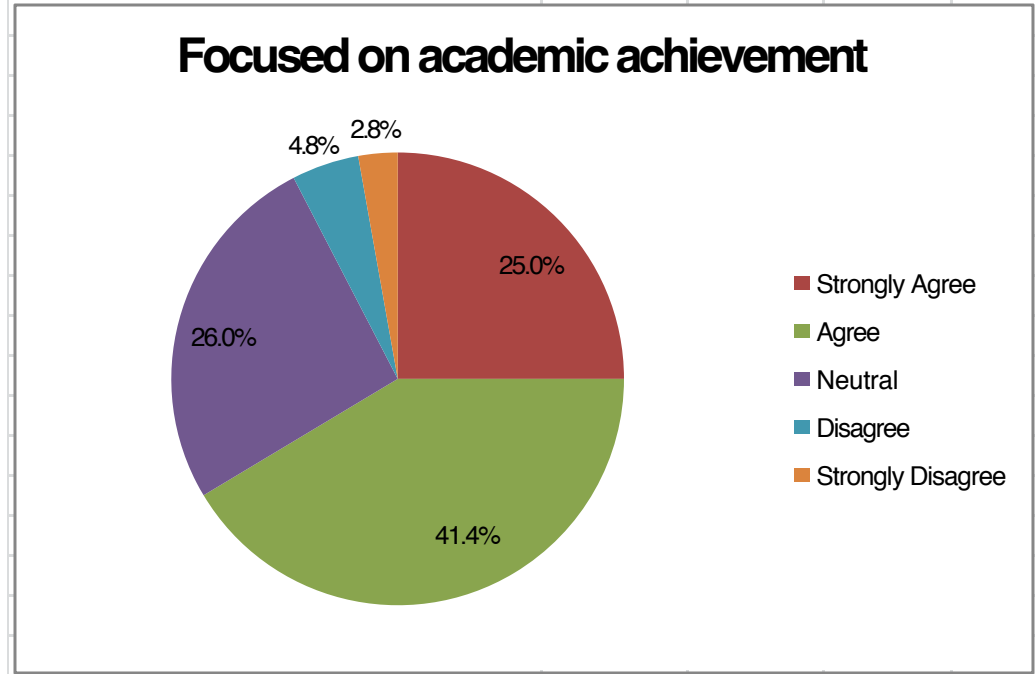


The school is effective at preparing my student for college and career readiness.				
Strongly Agree	16.1%	796		
Agree	38.6%	1910		
Neutral	29.3%	1451		
Disagree	10.8%	532		
Strongly Disagree	5.2%	259		
	100.0%	4948		

Effective at preparing for college and career readiness

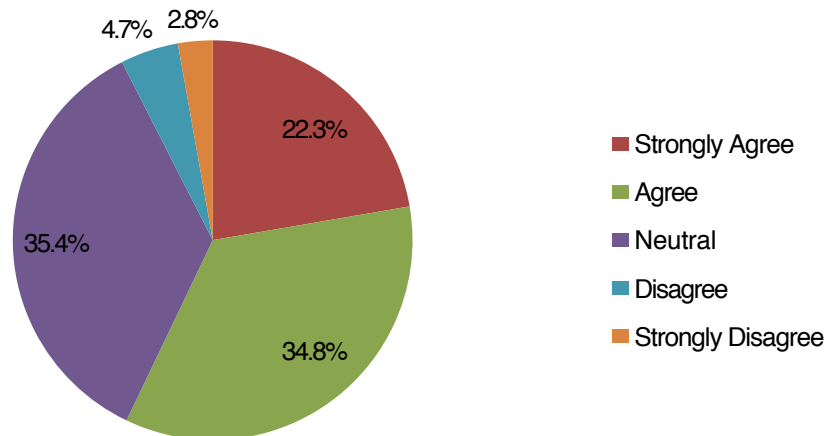


The principal keeps the school focused on academic achievement				
Strongly Agree	25.0%	1218		
Agree	41.4%	2019		
Neutral	26.0%	1268		
Disagree	4.8%	235		
Strongly Disagree	2.8%	137		
	100.0%	4877		

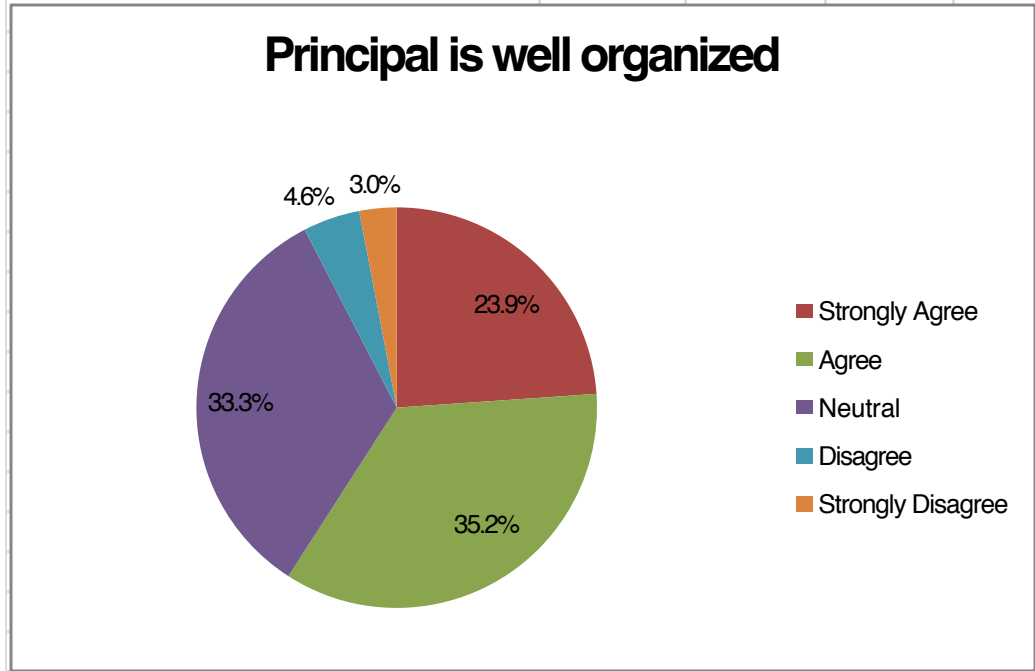


The principal is knowledgeable about teaching and learning methods.				
Strongly Agree	22.3%	1081		
Agree	34.8%	1691		
Neutral	35.4%	1720		
Disagree	4.7%	227		
Strongly Disagree	2.8%	138		
	100.0%	4857		

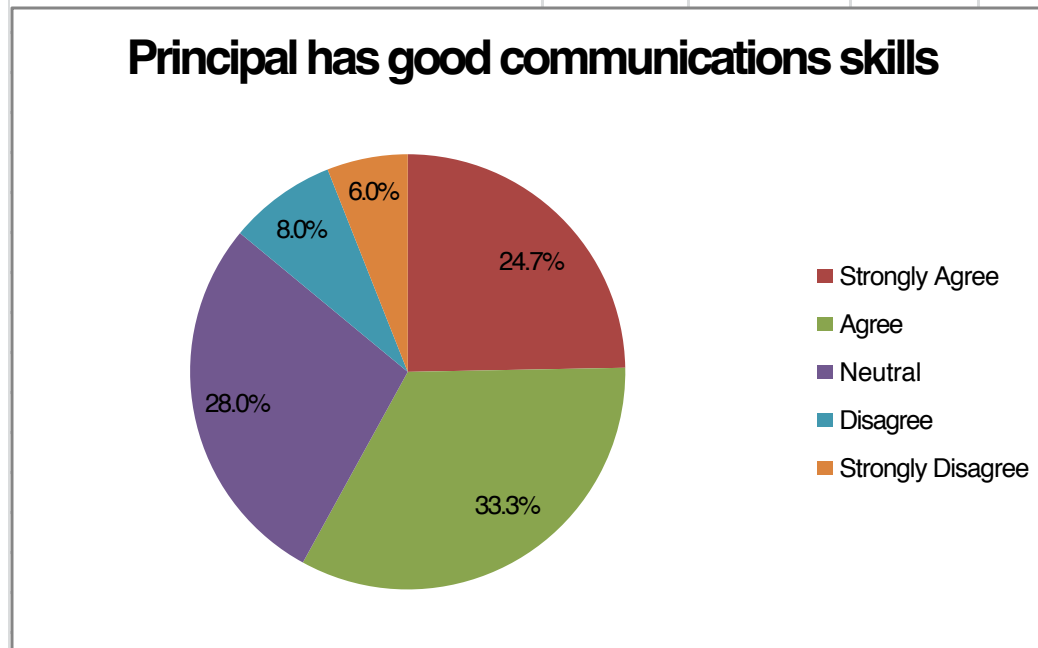
Knowledgeable about teaching & learning methods



The principal is well organized.				
Strongly Agree	23.9%	1159		
Agree	35.2%	1708		
Neutral	33.3%	1616		
Disagree	4.6%	223		
Strongly Disagree	3.0%	146		
	100.0%	4852		

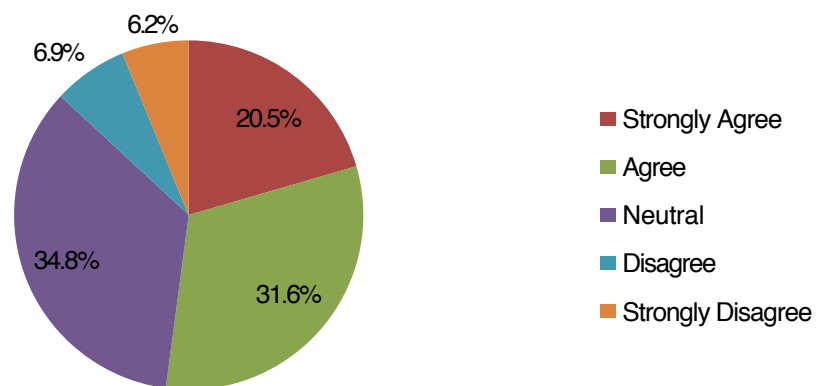


The principal has good communication skills.				
Strongly Agree	24.7%	1193		
Agree	33.3%	1617		
Neutral	28.0%	1351		
Disagree	8.0%	389		
Strongly Disagree	6.0%	289		
	100.0%	4839		



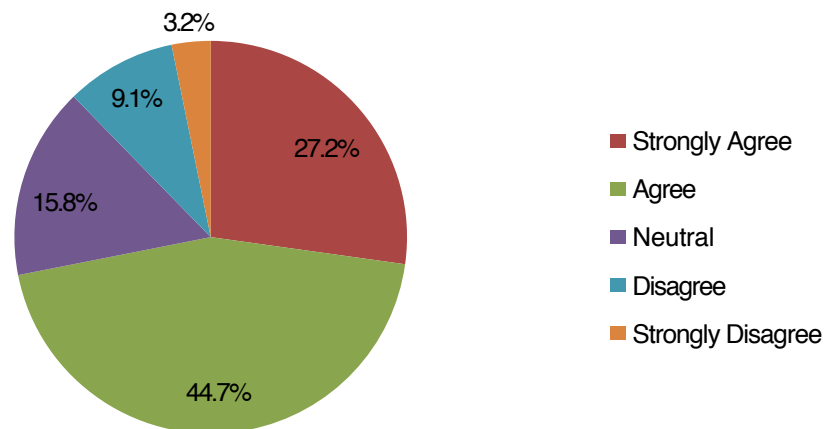
The principal deals with problems and conflicts in a fair manner.				
Strongly Agree	20.5%	990		
Agree	31.6%	1528		
Neutral	34.8%	1685		
Disagree	6.9%	335		
Strongly Disagree	6.2%	302		
	100.0%	4840		

Principal deals with problems in a fair manner



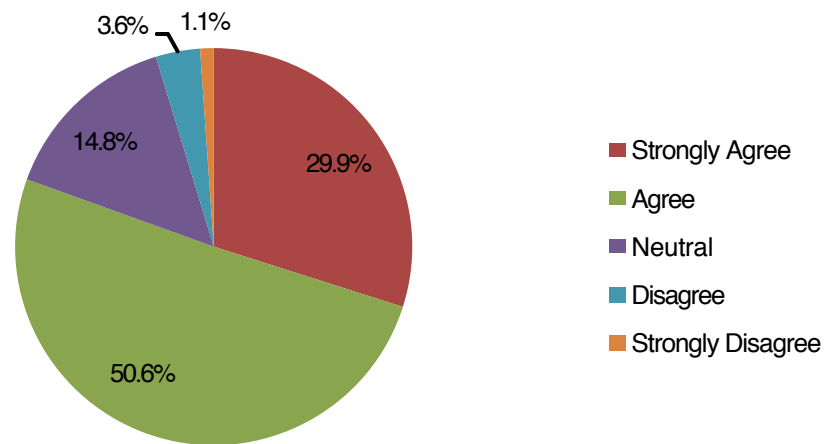
The teachers motivate my child to learn.				
Strongly Agree	27.2%	1311		
Agree	44.7%	2151		
Neutral	15.8%	764		
Disagree	9.1%	437		
Strongly Disagree	3.2%	153		
	100.0%	4816		

Teachers motivate my child to learn

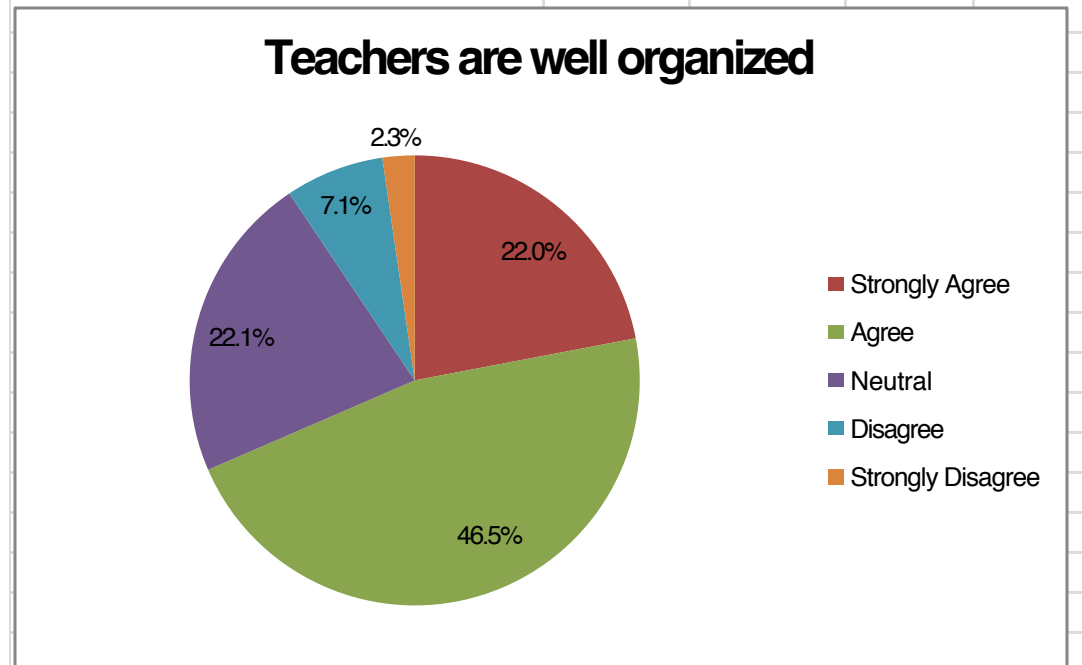


The teachers are knowledgeable about the subject matter.				
Strongly Agree	29.9%	1442		
Agree	50.6%	2439		
Neutral	14.8%	711		
Disagree	3.6%	172		
Strongly Disagree	1.1%	55		
	100.0%	4819		

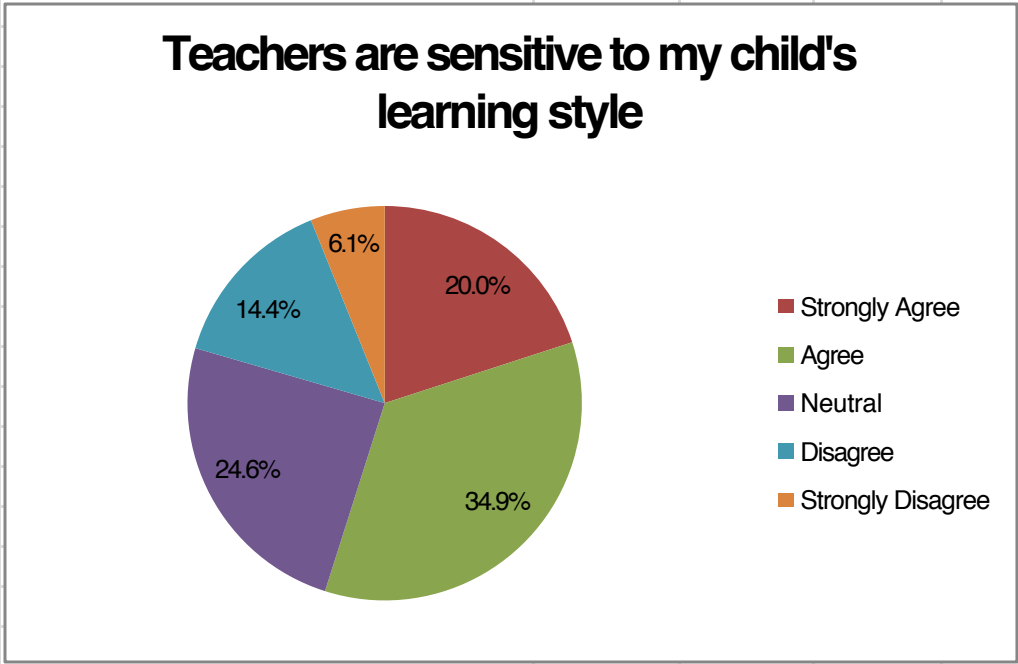
Teachers are knowledgeable



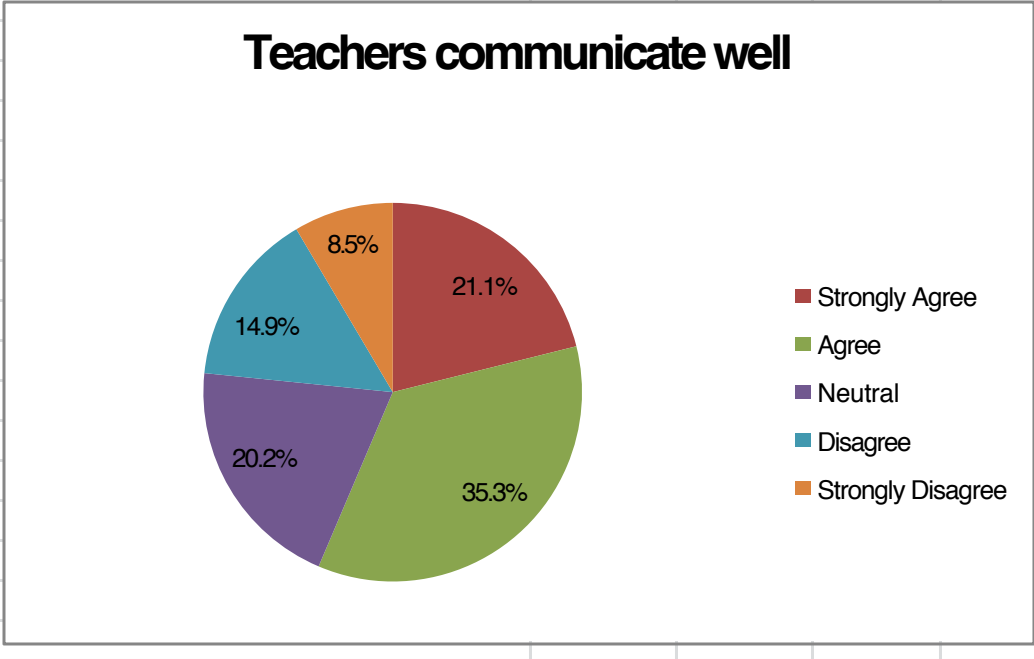
The teachers are well organized.				
Strongly Agree	22.0%	1056		
Agree	46.5%	2234		
Neutral	22.1%	1064		
Disagree	7.1%	341		
Strongly Disagree	2.3%	110		
	100.0%	4805		



The teachers are sensitive to my child's individual learning style.				
Strongly Agree	20.0%	960		
Agree	34.9%	1676		
Neutral	24.6%	1185		
Disagree	14.4%	692		
Strongly Disagree	6.1%	293		
	100.0%	4806		

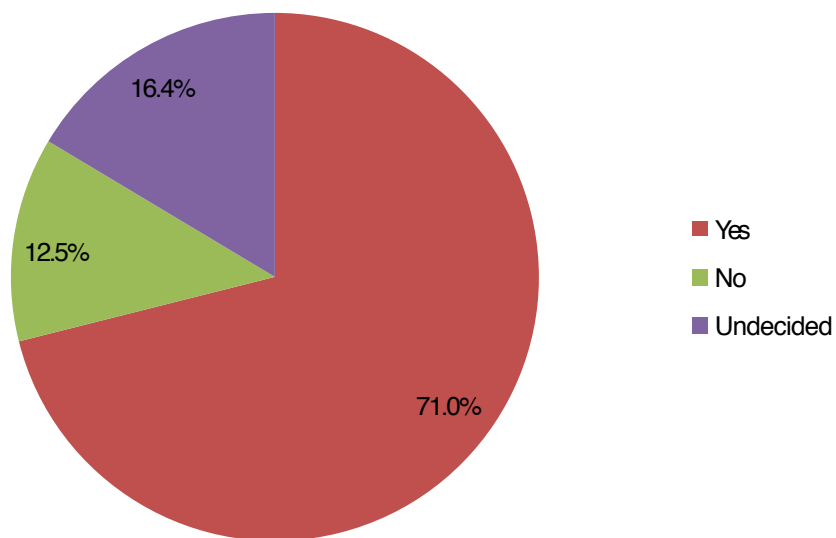


The teachers communicate with me well about my child's progress.				
Strongly Agree	21.1%	1015		
Agree	35.3%	1700		
Neutral	20.2%	970		
Disagree	14.9%	717		
Strongly Disagree	8.5%	408		
	100.0%	4810		

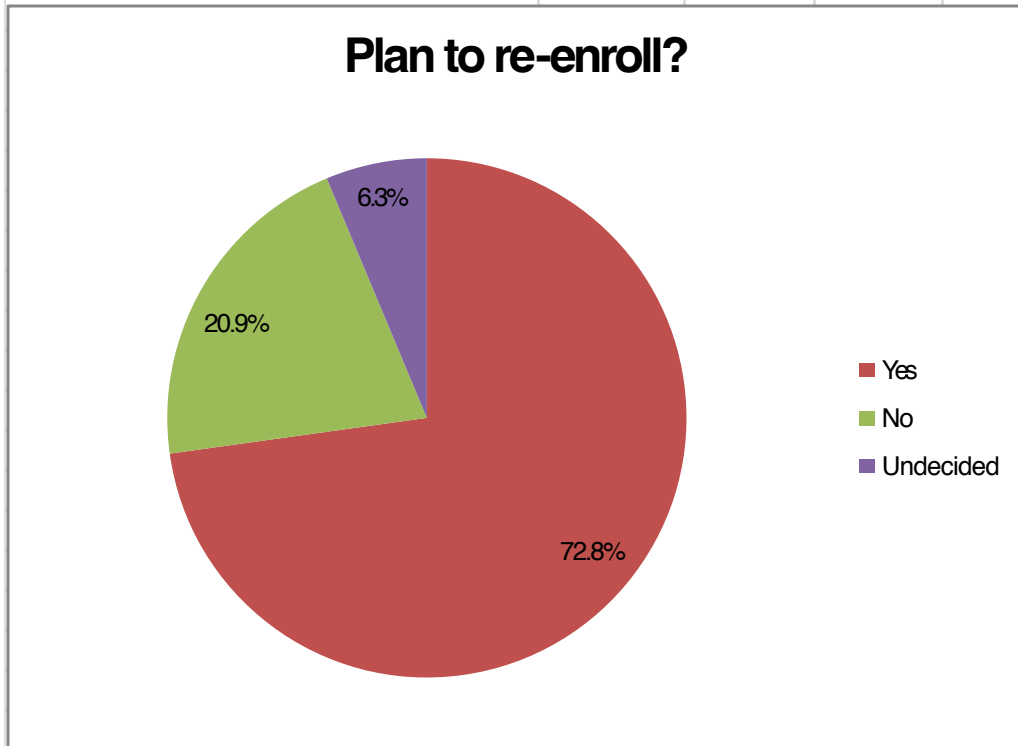


Would you recommend this school to other families?				
Yes	71.0%	3421		
No	12.5%	602		
Undecided	16.4%	792		
	99.9%	4815		

Would you recommend this school?

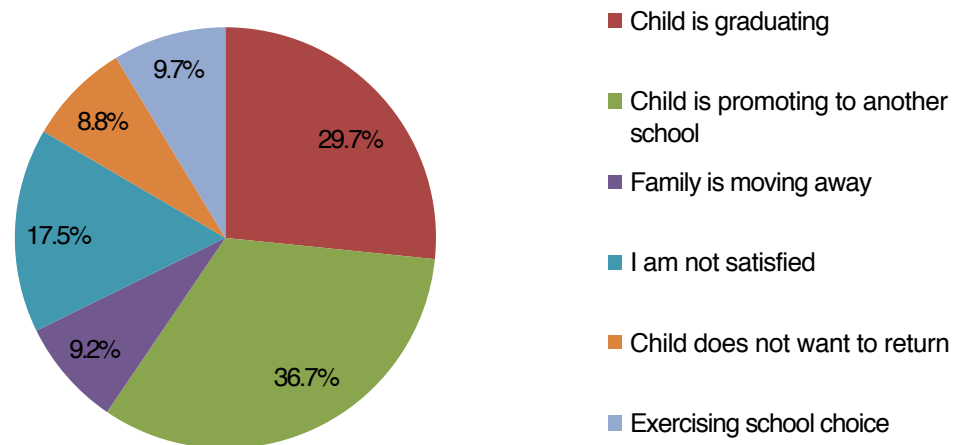


Do you plan to re-enroll your child again next year?				
Yes	72.8%	3492		
No	20.9%	1003		
Undecided	6.3%	305		
	100.0%	4800		



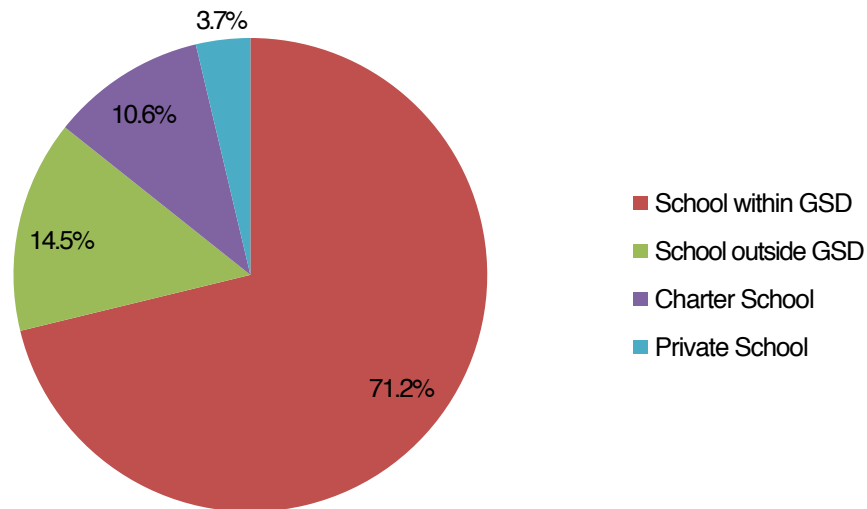
If no, why will your child not attend the school next year?				
Child is graduating	29.7%	379		
Child is promoting to another school	36.7%	469		
Family is moving away	9.2%	118		
I am not satisfied	17.5%	223		
Child does not want to return	8.8%	112		
Exercising school choice	9.7%	124		
*multiple answers	111.6%	1425		

Why will your child not attend?



If you are moving to another school, is it a				
School within GSD	71.2%	599		
School outside GSD	14.5%	122		
Charter School	10.6%	89		
Private School	3.7%	31		
	100.0%	841		

What school are you moving to?

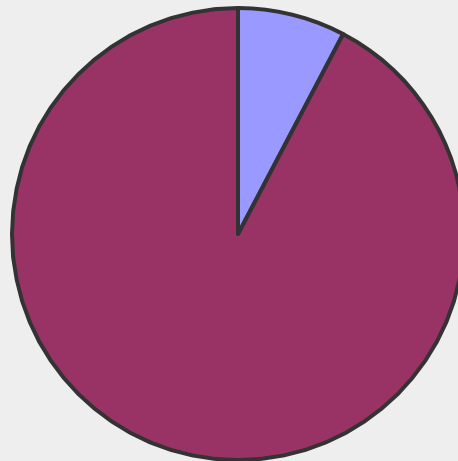


Parent/Guardian School Satisfaction Survey-Spring 2013

Do any of your children attend classes at the Granite Technical Institute?

Answer Options	Response Percent	Response Count
Yes	7.7%	306
No	92.3%	3669
answered question		3975
skipped question		513

Do any of your children attend classes at the Granite Technical Institute?

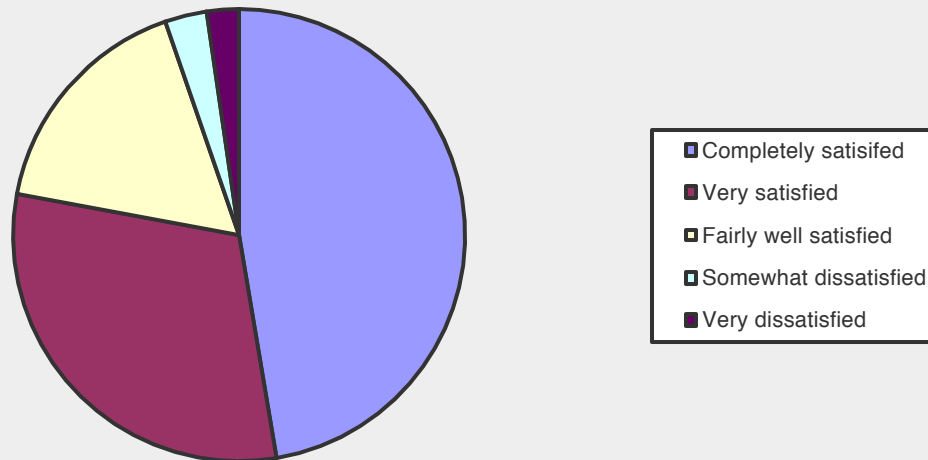


Parent/Guardian School Satisfaction Survey-Spring 2013

How would you rate the services your child receives at the Granite Technical Institute?

Answer Options	Response Percent	Response Count
Completely satisfied	47.4%	144
Very satisfied	30.6%	93
Fairly well satisfied	16.8%	51
Somewhat dissatisfied	3.0%	9
Very dissatisfied	2.3%	7
Comments		63
answered question		304
skipped question		4184

How would you rate the services your child receives at the Granite Technical Institute?

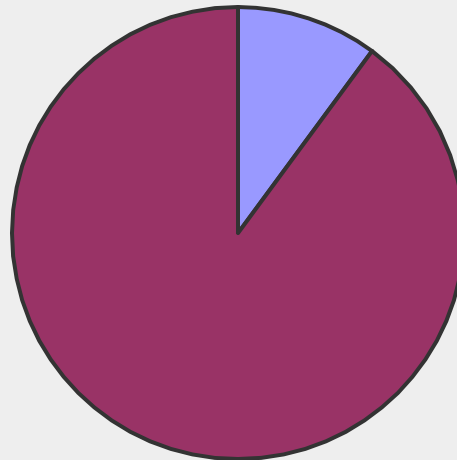


Parent/Guardian School Satisfaction Survey-Spring 2013

Do any of your children take online education courses offered through Granite School District?

Answer Options	Response Percent	Response Count
Yes	10.1%	402
No	89.9%	3560
<i>answered question</i>		3962
<i>skipped question</i>		526

Do any of your children take online education courses offered through Granite School District?

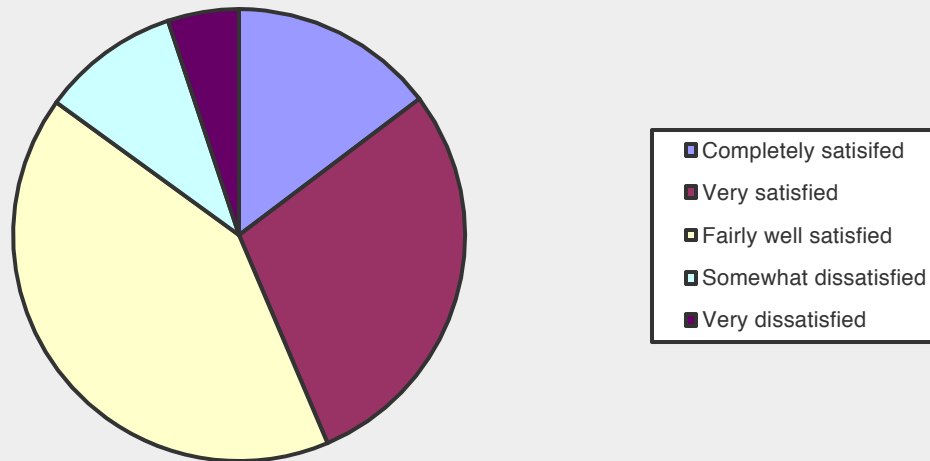


Parent/Guardian School Satisfaction Survey-Spring 2013

How would you rate the online education courses your child receives?

Answer Options	Response Percent	Response Count
Completely satisfied	14.7%	58
Very satisfied	28.9%	114
Fairly well satisfied	41.4%	163
Somewhat dissatisfied	9.9%	39
Very dissatisfied	5.1%	20
Comments		123
answered question		394
skipped question		4094

How would you rate the online education courses your child receives?

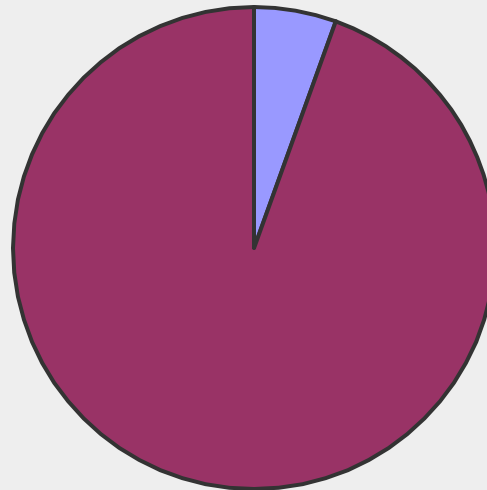


Parent/Guardian School Satisfaction Survey-Spring 2013

Do any of your children participate in the pre-school program?

Answer Options	Response Percent	Response Count
Yes	5.5%	218
No	94.5%	3750
answered question		3968
skipped question		520

Do any of your children participate in the pre-school program?



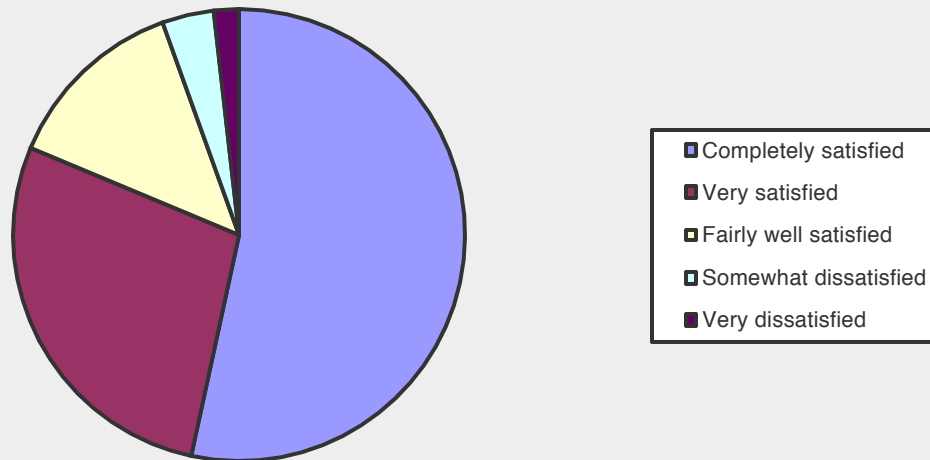
■ Yes
■ No

Parent/Guardian School Satisfaction Survey-Spring 2013

How would you rate your experience with the pre-school program?

Answer Options	Response Percent	Response Count
Completely satisfied	53.4%	117
Very satisfied	27.9%	61
Fairly well satisfied	13.2%	29
Somewhat dissatisfied	3.7%	8
Very dissatisfied	1.8%	4
Comments:		64
answered question		219
skipped question		4269

How would you rate your experience with the pre-school program?

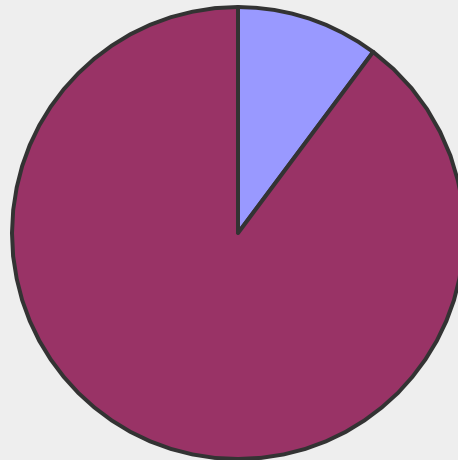


Parent/Guardian School Satisfaction Survey-Spring 2013

Do any of your children participate in Granite School District special education programs?

Answer Options	Response Percent	Response Count
Yes	10.2%	404
No	89.8%	3541
answered question		3945
skipped question		543

Do any of your children participate in Granite School District special education programs?

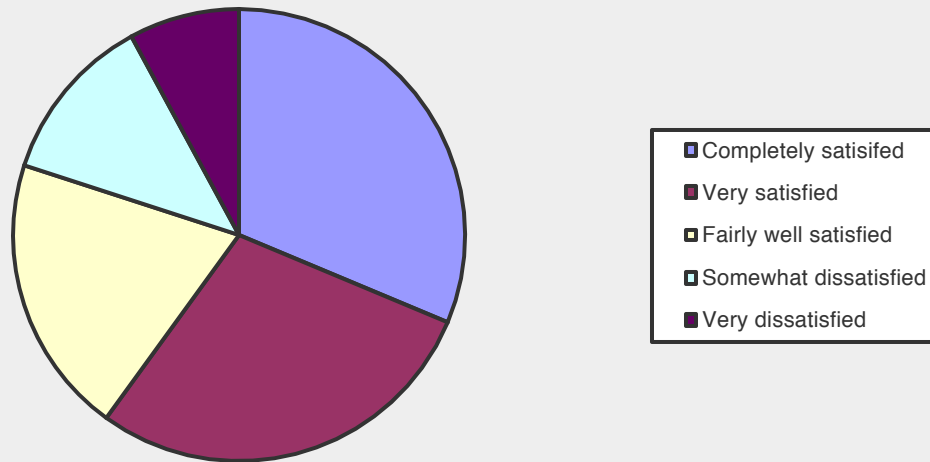


Parent/Guardian School Satisfaction Survey-Spring 2013

How would you rate the special education services your child receives?

Answer Options	Response Percent	Response Count
Completely satisfied	31.3%	119
Very satisfied	28.7%	109
Fairly well satisfied	20.0%	76
Somewhat dissatisfied	12.1%	46
Very dissatisfied	7.9%	30
Comments		94
answered question		380
skipped question		4108

How would you rate the special education services your child receives?

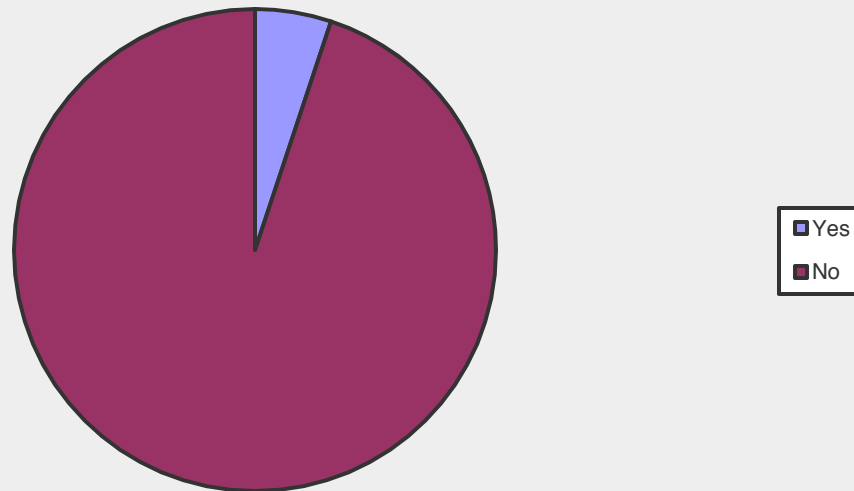


Parent/Guardian School Satisfaction Survey-Spring 2013

Are you a member of a school community council?

Answer Options	Response Percent	Response Count
Yes	5.1%	199
No	94.9%	3722
<i>answered question</i>		3921
<i>skipped question</i>		567

Are you a member of a school community council?

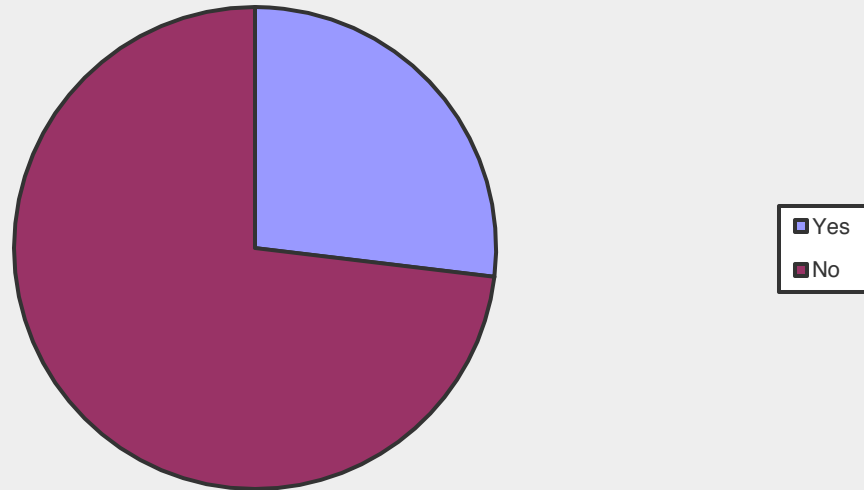


Parent/Guardian School Satisfaction Survey-Spring 2013

Have you ever attended a school community council meeting?

Answer Options	Response Percent	Response Count
Yes	26.9%	1054
No	73.1%	2861
<i>answered question</i>		3915
<i>skipped question</i>		573

Have you ever attended a school community council meeting?

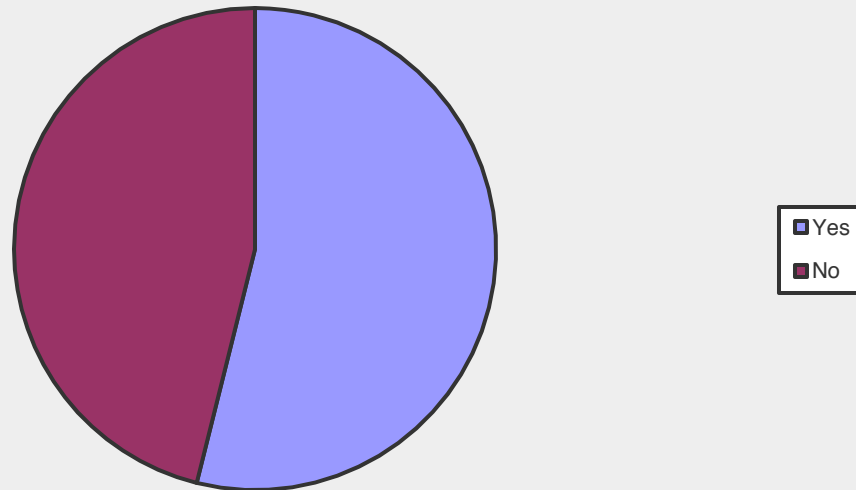


Parent/Guardian School Satisfaction Survey-Spring 2013

Are you a member of PTA/PTO/PTSA at your child's school?

Answer Options	Response Percent	Response Count
Yes	53.9%	2116
No	46.1%	1811
<i>answered question</i>		3927
<i>skipped question</i>		561

Are you a member of PTA/PTO/PTSA at your child's school?

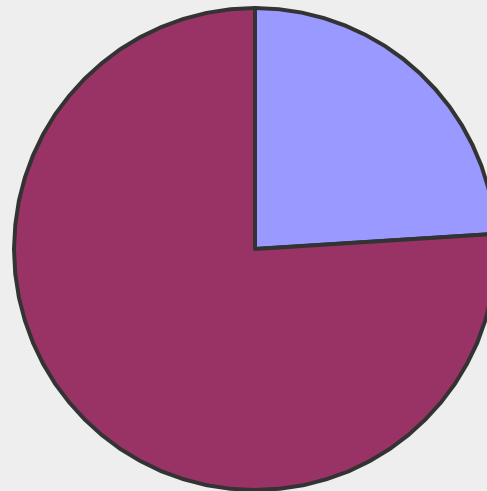


Parent/Guardian School Satisfaction Survey-Spring 2013

Have you ever attended a school board meeting?

Answer Options	Response Percent	Response Count
Yes	24.0%	942
No	76.0%	2975
<i>answered question</i>		3917
<i>skipped question</i>		571

Have you ever attended a school board meeting?

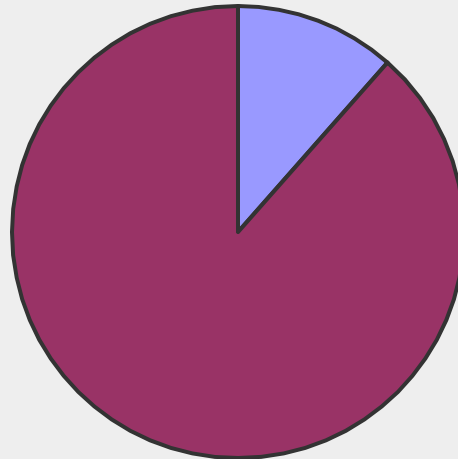


Parent/Guardian School Satisfaction Survey-Spring 2013

Have you ever attended a superintendent town hall meeting (held annually in each network)?

Answer Options	Response Percent	Response Count
Yes	11.5%	451
No	88.5%	3467
<i>answered question</i>		3918
<i>skipped question</i>		570

Have you ever attended a superintendent town hall meeting (held annually in each network)?

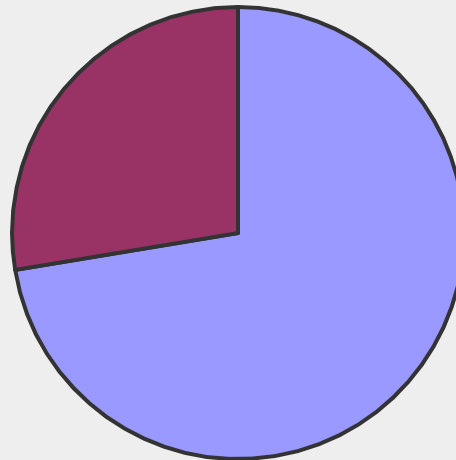


Parent/Guardian School Satisfaction Survey-Spring 2013

Have you volunteered time or a service on behalf of your child's school within the school year?

Answer Options	Response Percent	Response Count
Yes	72.4%	2852
No	27.6%	1085
<i>answered question</i>		3937
<i>skipped question</i>		551

Have you volunteered time or a service on behalf of your child's school within the school year?



■ Yes
■ No