

Dashboard Filters

Period  
Course Requests

Chart Type  
Race + Income

District Name  
Granite School District

School Start Year  
All

School Name  
All

Grade Level (Current / Rising)  
Multiple values

Advanced Programs  
AP + IB

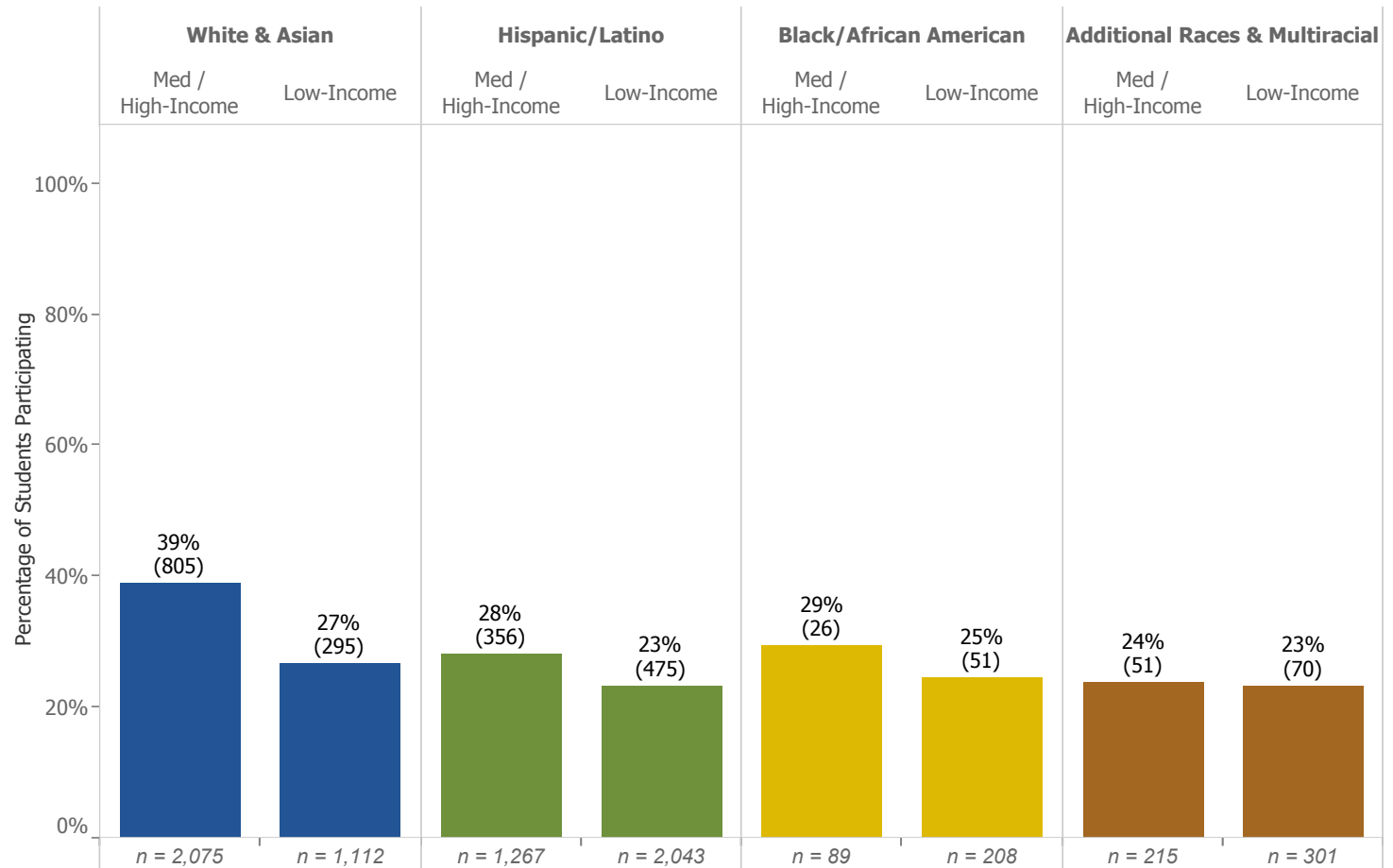


## 2019-20 AP Participation, 10th-12th Grade (Rising)

Based on 18-19 Course Requests (98% Received)

### Granite School District

1,324 Students of Color and Low-Income Students Participating | 2,129 Total Students Participating



Produced: March 19, 2019

Dashboard Filters

Period  
Course Requests

Additional Program  
Dual Credit

Chart Type  
Race + Income

District Name  
Granite School District

School Start Year  
All

School Name  
All

Grade Level (Current / Rising)  
Multiple values

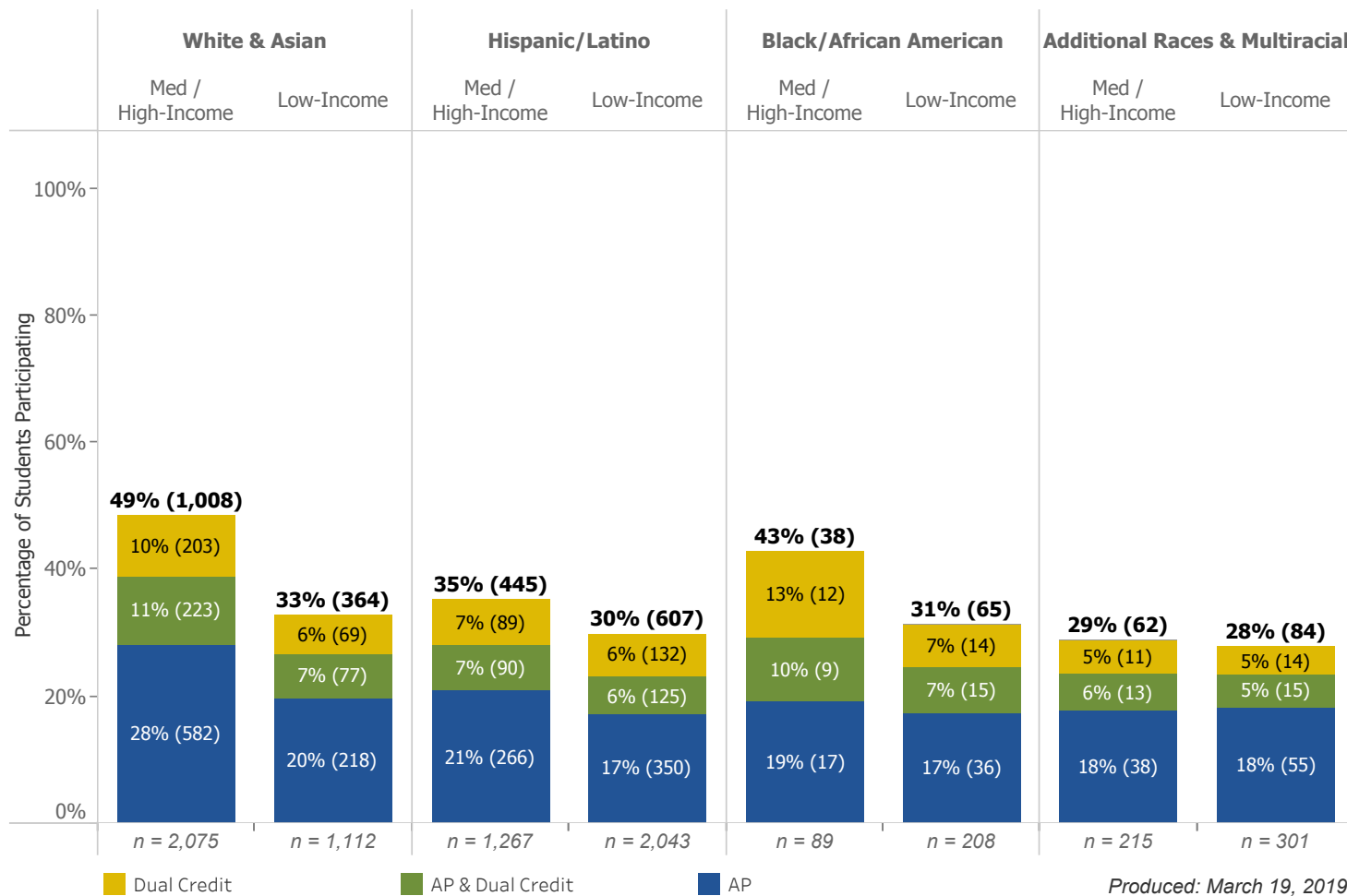


## 2019-20 AP & Dual Credit Participation, 10th-12th Grade (Rising)

Based on 18-19 Course Requests (98% Received)

### Granite School District

1,665 Students of Color and Low-Income Students Participating | 2,673 Total Students Participating



Produced: March 19, 2019

Dashboard Filters

Period  
Course Requests

Chart Type  
Race

District Name  
Granite School District

School Start Year  
All

School Name  
All

Grade Level (Current / Rising)  
Multiple values

Advanced Programs  
AP + IB



## 2019-20 AP Participation, 10th-12th Grade (Rising)

Based on 18-19 Course Requests (98% Received)

### Granite School District

2,129 Total Students Participating

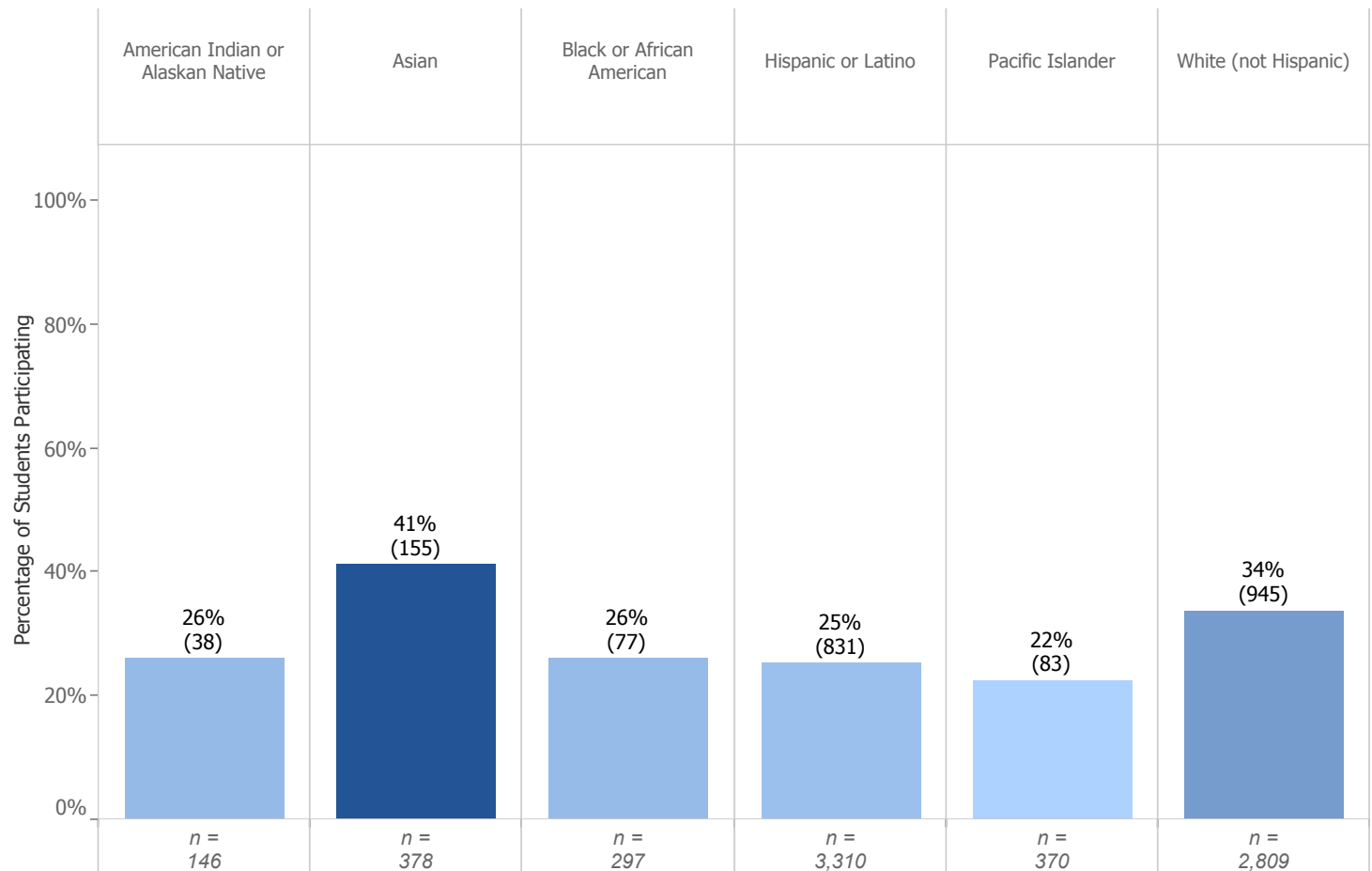




Chart Type  
Race + Income

District Name  
Granite School District

School Start Year  
All

School Name  
All

Grade Level (Current / Rising)  
Multiple values

Advanced Programs  
AP + IB



## 2018-19 AP Participation Compared to 2019-20 Course Requests 10th-12th Grade Students

Granite School District

Based on Course Requests (98% Received):

1,324 Students of Color and Low-Income Students Participating | 2,129 Total Students Participating

