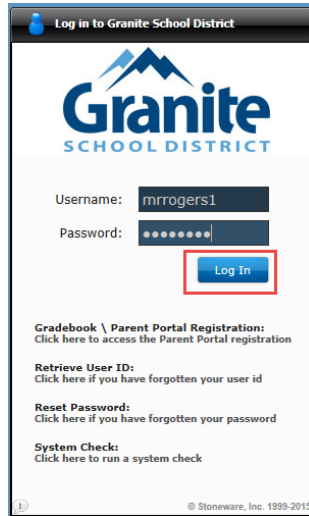
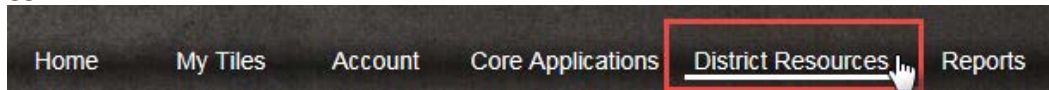


# Parent Student Registration


1. Go to <https://portal.graniteschools.org>. Type in the username and password for your **PARENT PORTAL ACCOUNT** and click 'Log in'. (**Student** and **Employee** accounts do not have access to online registration)



2. Once logged in click on the 'District Resources' tab.



3. On the District Resources page, click on the icon 'Registration'.



4. A new tab will open and you will see **ALL** students attached through your parent portal that will be in high school for the upcoming school year. A list of district documents will show below each student name and ID. *Some school related forms may also require a signature before the student schedule will become available. If you would like to apply for Free/reduced lunch or the student accident insurance click on the hyperlinks under the directions.*



## Online Forms

Directions: Click on the title of each form to review the information. If the information is correct, click "Accept and Sign" to complete the form. Please complete each of the required forms for each student listed below. Your progress will be saved should you need to return and complete the process at another time. Optional forms for McKinney Vento are also available below. Additional instructions can be located here: ( [Here](#) )

Applications for free/reduced lunch can be submitted ([Here](#)). Click ([Here](#)) for information on optional Student Accident Insurance or click ([Here](#)) to enroll.

[Mirada en Español](#)

The class schedule for your student will be emailed to you within 48 hours of your online payment of student fees.

STUDENT NAME ( STUDENT ID )	
Information Packet for Secondary & Elementary Students	Required <input checked="" type="checkbox"/>
Head Injury Policy Guidelines	Required <input checked="" type="checkbox"/>
Parents Acknowledgement for Bullying	Required <input checked="" type="checkbox"/>
Pay School Fees	Required <input checked="" type="checkbox"/>
McKinney-Vento Homeless Assistance Act	Optional <input checked="" type="checkbox"/>
<b>School Forms: Granger Senior High</b>	
No School Forms	

5. You will then click on the documents that say **REQUIRED**, and fill in the optional forms, if needed. When you click on the form, a preview will become available. If everything is correct, click on the button 'Accept and Sign'.

Head Injury Policy Guidelines Required

**Accept and Sign**

**HEAD INJURY POLICY GUIDELINES**

**Granite**  
SCHOOL DISTRICT

**Removal of Injured Students**

A concussion is the most common type of traumatic head injury that interferes with normal function of the brain. It occurs when the brain is rocked back and forth or twisted inside the skull as the result of a blow to the head or body. **Any student suspected of sustaining a concussion or traumatic head injury shall be immediately removed from any activity, including but not limited to sporting events**, as that term is defined in under Utah law, including interscholastic or intramural games, practices, sports camps, competitions, and tryouts for school sanctioned sports, club sports, cheerleading, dance, or other activities where injuries are likely

School:

Student Name:  Student Grade:

Signature of Parent or Guardian:

6. Once you have signed the document, you will see a check mark on the far right of the row indicating the document has been signed.

Head Injury Policy Guidelines Required

7. Once you sign all **REQUIRED** district and school documents and \*pay the associated fees, you will be able to click on the **SCHEDULE** hyperlink in the top-right corner of the screen to see your students' schedule. *If you do not see your students' schedule, it will list on this page what is missing before it will populate the schedule.*

**Schedule** Logout

## Student Class Schedule

Student Name ( Student ID )

The following forms need to be completed before the schedule is available:

- Information Packet for Secondary & Elementary Students
- Parents Acknowledgement for Bullying
- Pay School Fees

Student Name ( Student ID )

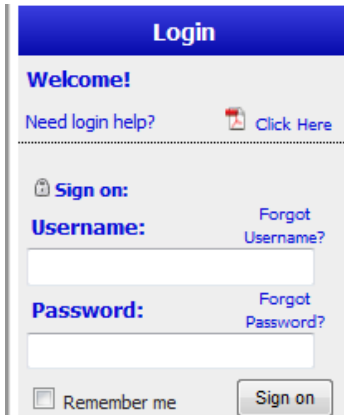
The following forms need to be completed before the schedule is available:

- Information Packet for Secondary & Elementary Students
- Head Injury Policy Guidelines
- Parents Acknowledgement for Bullying
- Pay School Fees

\*Directions to pay student fees are on the next page.

**PAYING STUDENT FEES:** *Fees must be paid in order for the schedule to become available through the online registration webpage and/or emailed to the parent email on file. Please wait up to 48 hours for the payment to be processed (72 hours if completing the registration process over the weekend).*

When you click on 'PAY FEES' it will direct you to your school's web store. You will then log in (see below) and pay your fees.



The screenshot shows a login interface with a blue header containing the word "Login". Below the header, there is a "Welcome!" message and a link for "Need login help?" with a "Click Here" button. The main login area is titled "Sign on:" and contains two input fields: "Username:" and "Password:". Each field has a "Forgot" link next to it. At the bottom of the form, there is a "Remember me" checkbox and a "Sign on" button.

## First Time Login Instructions

Parents - Log directly into your student's account by entering the following information in the username & password fields on the left:

Username = Student ID#  
Password = first initial & last name  
Example: John Smith = jsmith  
Adam Jones-Santos = ajones-santos

} \*all lowercase letters & no spaces between first initial & last name

Don't forget that in addition to your basic fees you can purchase yearbooks, PTA memberships and pay for driver's ed on the WebStore!

The password to log into the webstore may be different if you have logged in previously. If it is no longer the default shown above and you cannot remember what you had changed it to or have problems logging in, please contact the school's bookkeeper.

## Applying for McKinney Vento:


When applying for McKinney Vento you will need to fill out the entire form online. Be sure to accept and sign after reviewing and completing the document.

## Applying for a Fee Waiver:

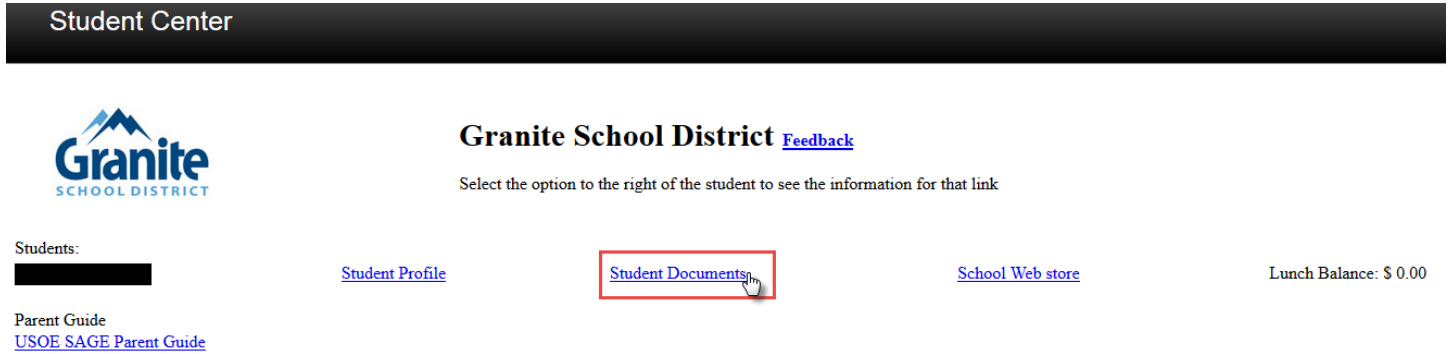
**This will need to be done in person at your school.** Call the school to make sure you have the correct documentation before arriving. This form will not be available through the online registration webpage.

# Retrieving Documents after Completion

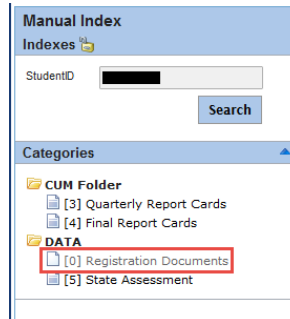
From the portal home screen click on 'Student Center'



It will direct you to the Student Center home screen. Click on 'Student Documents'



On the left hand menu click on 'Registration Documents'



This is an example of what you will see when you click on Registration Documents.

DATA / Registration Documents					
Doc#	Pages	Type	Doc. Date	Description	
5	1	PDF	07/07/2015	Fee Waiver (optional)	
4	1	PDF	07/02/2015	McKinney Vento (optional)	
3	1	PDF	07/10/2015	Concussion Policy	
2	1	PDF	07/10/2015	Computer Use Agreement	
1	1	PDF	07/10/2015	Student Registration Packet	

When you click on one of the documents, it will populate in the same window. You can print the document by clicking on the printer icon or download the document from here as well.

