




Unit of Study 1 Elements of Drama- Script		KINDERGARTEN	Quarter 1	DRAMA 2013
Key Concepts:		Skills:		
<ul style="list-style-type: none"> The student can identify story elements and retell a story about a favorite character. 		<ul style="list-style-type: none"> Identify story elements of characters, setting and events. Retell stories Listen, imagine, pretend, imitate, and cooperate while working well with others. 		
Standards:				
<ul style="list-style-type: none"> ➤ Playmaking – (Planning) The student will make plays informally. ➤ Acting – (Playing) The student will act in informal presentations. 				
Drama Content Objectives		Vocabulary students should use	Lessons (Activities)	
<ul style="list-style-type: none"> I can listen attentively to an adult tell a story and identify the characters, setting and events. I can explore characters, setting and events in several stories. I can listen and respond to others. 		<p>Character: person animal, or object in a story</p> <p>Setting: the place the story happens.</p> <p>Events: what happens in a story.</p> <p>Pantomime: the telling of a story without words, by means of bodily movements, gestures, and facial expressions.</p>	<p>Story Time Mime: Before you read a story, look through the book and assign students to play all of the roles. Not all students need roles for each story time, but if you want to increase the number of active children, assign some children to be inanimate things such as wind or a table in the story. As you read, have the children act out the story in mime. Choose more bashful children to be the inanimate objects, so they can work up to being more active mimes.</p>	
Drama/ Common Core Language Objectives		Additional Resources		
<ul style="list-style-type: none"> Listen to a story and retell the story changing the characters, setting, or events in the story. Engage in retelling this changed story through pretending to be the characters and acting out the story. 		<ul style="list-style-type: none"> Drama Lesson Plans - BYU Elementary Arts Core Guidebook 10 Minute Transition for Developing Life Skills Drama DVDs & Books available for check out Theatre Power Points 		
Assessment Options: The student uses the elements of drama to effectively communicate ideas. Make individual copies of the Spiral Learning Map. Have students color in content objectives on their personal Learning Map Class Assessment Spiral B&W PreK-2nd Grade Drama				

Unit of Study 2 Elements of Drama- Acting		KINDERGARTEN	Quarter 2	DRAMA 2013
Key Concepts:		Skills:		
<ul style="list-style-type: none"> The student can prepare and perform in an informal play. 		<ul style="list-style-type: none"> Listen and respond to others Create mental images Imitate sounds and movements. Speak loud enough for all to hear 		
Standards:				
<ul style="list-style-type: none"> Playmaking – (Planning) The student will make plays informally. Acting – (Playing) The student will act in informal presentations. 				
Drama Content Objectives		Vocabulary students should use	Lessons (Activities)	
<ul style="list-style-type: none"> I can imitate the sound and movements of things. I can pretend to be a character in a story. 		<p>Character: person animal, or object in a story</p> <p>Setting: the place the story happens.</p> <p>Events: what happens in a story.</p> <p>Imitate: copy or reproduce voice or movement qualities.</p>	<p>Acting Out a Story: Kindergarten children love listening to their favorite story and often want to hear it over and over again. Add a twist to story time by having your students act out their favorite story after hearing it. Choose to have them reenact the entire story or just their favorite part. Create a performance of a favorite fairy tale or children's book that can be shared with the class or the entire school. Classic stories like "Goldilocks and the Three Bears" and "The Three Little Pigs" are simple enough for kindergarten students to act out. Have students imitate the sound and movements of the characters.</p>	
Drama / Common Core Language Objectives			Additional Resources	
<ul style="list-style-type: none"> Listen to a story and retell the story changing the characters, setting, or events in the story. Engage in retelling this changed story through pretending to be the characters and acting out the story. 		<p>Pantomime: the telling of a story without words, by means of bodily movements, gestures, and facial expressions.</p>	<ul style="list-style-type: none"> Drama Lesson Plans - BYU Elementary Arts Core Guidebook 10 Minute Transition for Developing Life Skills Drama DVDs & Books available for check out Theatre Power Points 	
Assessment Options:				
<p>The student uses the elements of drama to effectively communicate ideas. Make individual copies of the Spiral Learning Map. Have students color in content objectives on their personal Learning Map Class Assessment Spiral B&W PreK-2nd Grade Drama</p>				

Key Concepts:	Skills:
<ul style="list-style-type: none"> ○ The student uses costumes to explore what a character might wear. 	<ul style="list-style-type: none"> ● Use a space for pretend play (kitchen, house, hospital) ● Transform a space for a specific setting ● Use costumes to define a character

Standards:
<ul style="list-style-type: none"> ➤ Playmaking – (Planning) The student will make and write plays informally. ➤ Acting – (Playing) The student will act in formal or informal presentations. ➤ Design – (Visuals) The student will visualize and arrange environments and costumes for classroom dramatizations.

Drama Content Objectives	Vocabulary students should use	Lessons (Activities)
<ul style="list-style-type: none"> ● I can pretend play and create a space for it. ● I can pretend to be a character in a story using pantomime and by wearing a costume. <div style="text-align: center; margin-top: 20px;">  </div>	<p>Character: person animal, or object in a story</p> <p>Setting: the place the story happens.</p> <p>Events: what happens in a story.</p> <p>Pantomime: the telling of a story without words, by means of bodily movements, gestures, and facial expressions.</p>	<p>Pantomime: Pantomime teaches children how to act out a story without using words. Children are only allowed to use hand gestures, facial expressions, and body movements to convey the action of the story. For practice, have the children form a circle and give them an action to pantomime. For example, have them act out opening a special present, eating a bowl of something that tastes disgusting, taking a rambunctious dog for a walk, or a monkey eating a banana. Until they are confident enough to perform in front of the entire class, have the children all pantomime at the same time so that no one feels self-conscious.</p> <p>Costuming: Once children are able to pantomime, use a box of clothing to explore what a character might wear.</p>
Drama / Common Core Language Objectives		Additional Resources
<ul style="list-style-type: none"> ● In a class discussion talk about what it was like to pretend to be a character in a story. 	<p>Costumes: clothing worn in a drama to depict character</p>	<ul style="list-style-type: none"> ● Drama Lesson Plans - BYU ● Elementary Arts Core Guidebook ● 10 Minute Transition for Developing Life Skills ● Drama DVDs & Books available for check out ● Theatre Power Points


<p>Assessment Options: The student uses the elements of drama to effectively communicate ideas. Make individual copies of the Spiral Learning Map. Have students color in content objectives on their personal Learning Map Class Assessment Spiral B&W PreK-2nd Grade Drama</p>
--

Unit of Study 4 Elements of Drama- Audience	KINDERGARTEN	Quarter 4	DRAMA 2013
--	--------------	-----------	------------

Key Concepts:	Skills:
<ul style="list-style-type: none"> The student has knowledge of appropriate audience. Behavior. 	<ul style="list-style-type: none"> List and practice good audience behaviors.

Standards:
<ul style="list-style-type: none"> ➤ Playmaking – (Planning) The student will make and write plays informally. ➤ Acting – (Playing) The student will act in formal or informal presentations. ➤ Design – (Visuals) The student will visualize and arrange environments and costumes for classroom dramatizations. ➤ Audience - The student will learn appropriate audience behavior.

Drama Content Objectives	Vocabulary students should use	Lessons (Activities)
--------------------------	--------------------------------	----------------------

<ul style="list-style-type: none"> I can behave appropriately when I am an audience member. 	<p>Character: person animal, or object in a story</p> <p>Setting: the place the story happens.</p> <p>Events: what happens in a story.</p> <p>Pantomime: the telling of a story without words, by means of bodily movements, gestures, and facial expressions.</p>	<p>Assembly or live performance: Students need to understand that audience etiquette requires specific behaviors. Before attending a performance, discuss and make a list with the students of good behaviors to exhibit when attending a performance; e.g., prompt-ness, good listening and watching, appropriate laughter and applause, inappropriate noise control, limited coming and going, and most always no food or drink. Have students role-play the effects of bad behavior on the actors and other audience members.</p>
--	--	---

Drama / Common Core Language Objectives	Additional Resources
---	----------------------

<ul style="list-style-type: none"> Watch a live performance. Explain your likes and dislike as an audience member of a live performance. Why is it important for members of an audience not to misbehave? 	<ul style="list-style-type: none"> Drama Lesson Plans - BYU Elementary Arts Core Guidebook 10 Minute Transition for Developing Life Skills Drama DVDs & Books available for check out Theatre Power Points
---	---

<p>Assessment Options:</p> <p>The student uses the elements of drama to effectively communicate ideas. Make individual copies of the Spiral Learning Map. Have students color in content objectives on their personal Learning Map Class Assessment Spiral B&W PreK-2nd Grade Drama</p>
